



**Mi Universidad**

## **Articles**

*Nombre del Alumno: Petronita Angelica May Landero*

*Nombre del tema: Unidad 1 y 2*

*Parcial: 1*

*Nombre de la Materia: Inglés*

*Nombre del profesor: Ana Laura Culebro Torres*

*Nombre de la Licenciatura; Enfermería*

*Cuatrimestre: 1*

1.3.- Article a, an

**ARTICLES** Classroom objects


*Handwritten signature*

A Listen. Complete these sentences with a or an.

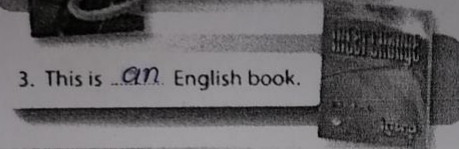
articles  
an + vowel sound  
a + consonant sound



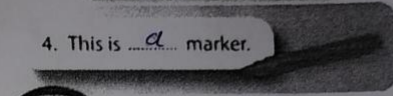
1. This is ...*a*... book.



2. This is ...*an*... eraser.



3. This is ...*an*... English book.



4. This is ...*a*... marker.



5. This is ...*a*... notebook.



6. This is ...*a*... clock.

1.4.- Use of This and These / It and They

**This/these, it/they; plurals**

<p><b>This is</b> a clock. <i>Esto es un reloj</i></p>	<p><b>What's this?</b> <b>It's</b> an earring. <i>¿Qué es esto? es un arete</i></p>	<p><b>It's</b> = It is <b>They're</b> = They are</p> <p><i>Correct</i></p>
<p><b>These are</b> clocks. <i>Estos son relojes</i></p>	<p><b>What are these?</b> <b>They're</b> earrings. <i>¿Qué son estos? Son aretes</i></p>	

*Petronita Angelica May Landero*

UDS

Complete these conversations. Then practice with a partner.



Significados



Que  
1. A: What are these..... ?  
B: They're keys.....

2. A: What is this..... ?  
B: It's a map.....

3. A: What are these..... ?  
B: they are school bags



4. A: What is this..... ?  
B: It is a watch

5. A: What is this..... ?  
B: It's an umbrella

6. A: What are these?  
B: they are sunglasses

### 1 This/these; it/they; plurals

- ▶ Don't use a contraction with *What + are*: **What are these?** (NOT: **What're these?**)
- ▶ Use *this* with singular nouns: **This** is a book. Use *these* with plural nouns: **These** are earrings.

Circle the correct words.

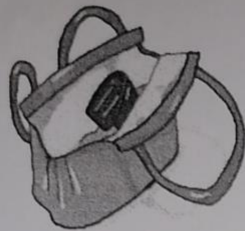
- A: **What's** / **What are** these?  
B: **It's** / **They're** my earring / **earrings**.
- A: **What's** / **What are** this?  
B: **It's** / **They're** a / an cell phone.
- A: What's **this** / **these**?  
B: **It's** / **They're** a / **an** address book.

✓ ~~to class~~


UDS

Complete the sentences. Use the prepositions in the box.

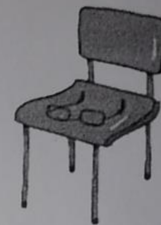
behind   
  in   
  in front of   
  next to   
  on   
  under




1. The wallet is in the purse.



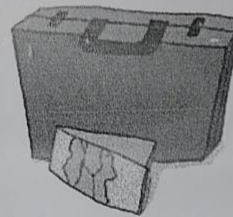
2. The chair is behind the desk.



3. The glasses are on the chair.



4. The cell phone is under the table.



5. The map is in front of the briefcase.



6. The keys are next to the umbrella.

UDS

Complete the questions with this or these. Then answer the questions.



earrings

clock

1. A: What's this ?

2. A: What's this ?

3. A: What are these ?

B: It's a camera

B: It's a clock

B: They're earrings

Markers

Sunglasses



4. A: What are these ?

5. A: What are these ?

6. A: What's this ?

B: They're markers

B: They're sunglasses

B: It's an ID

Complete the conversation. Use the words in the box.

<input checked="" type="checkbox"/> a	<input checked="" type="checkbox"/> 's	<input type="checkbox"/> this	<input checked="" type="checkbox"/> they	<input type="checkbox"/> you
<input type="checkbox"/> an	<input checked="" type="checkbox"/> it's	<input type="checkbox"/> these	<input type="checkbox"/> they're	<input checked="" type="checkbox"/> you're

Dana: Wow! What's this?

Chris: It's a purse.

Dana: Oh, cool. Thank you, Chris.

Chris: You're welcome.

Eva: Now open this box.

Dana: OK. What is this?

Eva: It's an scarf.

Dana: Oh, thank you, Eva. And what are they ?

Eva: These 're earrings.

Dana: Thanks! They're great!

Amy: Open this, too!

Dana: Oh, it's an umbrella. Thanks, Amy!

