



**Mi Universidad**

## **Actividad**

*Nombre del Alumno: Eduardo Romeo Barrón Ancheyta*

*Nombre del tema: Activity #1*

*Parcial: 2do*

*Nombre de la Materia: Ingles I*

*Nombre del profesor: Ana Laura Culebro Torres*

*Nombre de la Licenciatura: Enfermería*

*Cuatrimestre: 1er*

*Lugar y Fecha de elaboración: UDS Comitán a 15/11/22*

# Activity #1

Eduardo Rameo Barron Ancheyta

November 12<sup>th</sup>

UDS

## I.3.- Article a, an

### ARTICLES Classroom objects

A Listen. Complete these sentences with a or an.

articles

an + vowel sound  
a + consonant sound

1. This is ... a ... book.

2. This is ... an ... eraser.

3. This is ... an ... English book.

4. This is ... a ... marker.

5. This is ... a ... notebook.

6. This is ... a ... clock.

→ esta - esto      → estas - estos

## I.4.- Use of This and These / It and They

### This/these, it/they; plurals



This is a clock.


Esto es un reloj



What's this?

It's an earring.

- ¿Qué es esto?  
- Es un arete



These are clocks.

Estos son relojes



What are these?

They're earrings.

- ¿Qué son estas?  
- Son aretes

es

It's - It is  
They're - They are

ellas son  
ellos son

↑  
Traducción

*Handwritten scribble in pink ink.*

*Handwritten scribble in blue ink.*

*Handwritten pink 'I'.*

# Activity #1

Eduardo Rameo Barron Anchetla

November 12<sup>th</sup>

## UDS

Complete these conversations. Then practice with a partner.



1. A: What are these?  
B: They're keys.



2. A: What is it?  
B: It's a map.



3. A: What are these?  
B: They are backpacks.



4. A: What is this?  
B: It's a watch.



5. A: What is it?  
B: It is an umbrella.



6. A: What are these?  
B: They're sunglasses.

### 1 This/these; it/they; plurals

- ▶ Don't use a contraction with *What + are*: **What are these?** (NOT: **What're these?**)
- ▶ Use *this* with singular nouns: **This is a book.** Use *these* with plural nouns: **These are earrings.**

Circle the correct words.

1. A: What's / **What are** these?  
B: **It's** / **They're** my earring / **earrings**.
2. A: **What's** / **What are** this?  
B: **It's** / **They're** a / an cell phone.
3. A: What's **this** / **these**?  
B: **It's** / **They're** a / **an** address book.

Revert

2022

# Activity #1


Eduardo Ramon Barron Anchetla

November 12<sup>th</sup>


UDS

Complete the sentences. Use the prepositions in the box.

behind    in    in front of    next to    on    under




1. The wallet is in the purse.



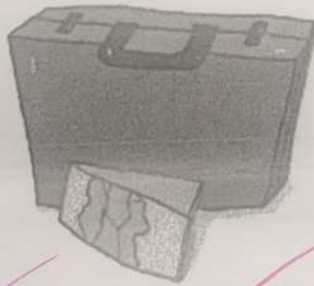
2. The chair is behind the desk.



3. The glasses are on the chair.



4. The cell phone is under the table.



5. The map is in front of the briefcase.



6. The keys are next to the umbrella.

~~2020/11/12~~

~~Done~~



Activity #1  
 Edoardo Ramo Barron Ancheyta  
 Noviembre 12<sup>th</sup>

UDS

Complete the questions with this or these. Then answer the questions.



1. A: What's this ? B: It's a camera  
 2. A: What's this ? B: it's a clock  
 3. A: What are these ? B: they're earrings



4. A: What are these ? B: they're markers  
 5. A: What are these ? B: they're sunglasses  
 6. A: What's this ? B: it's an ID

Complete the conversation. Use the words in the box.

<input type="checkbox"/> a	<input type="checkbox"/> 's	<input type="checkbox"/> this	<input type="checkbox"/> they	<input type="checkbox"/> you
<input type="checkbox"/> on	<input checked="" type="checkbox"/> it's	<input type="checkbox"/> these	<input type="checkbox"/> they're	<input type="checkbox"/> you're

Dana: Wow! What's this?  
 Chris: it's a purse.  
 Dana: Oh, cool. Thank \_\_\_\_\_, Chris.  
 Chris: \_\_\_\_\_ welcome.  
 Eva: Now open \_\_\_\_\_ box.  
 Dana: OK. What \_\_\_\_\_ this?  
 Eva: It's \_\_\_\_\_ scarf.  
 Dana: Oh, thank you, Eva. And what are \_\_\_\_\_ ?  
 Eva: \_\_\_\_\_ 're earrings.  
 Dana: Thanks! \_\_\_\_\_ great!  
 Amy: Open this, too!  
 Dana: Oh, it's \_\_\_\_\_ umbrella. Thanks, Amy!



*Handwritten pink scribbles.*