



**Nombre de alumno: Diana Isabel  
García Guillén.**


**Nombre del profesor: Andrea  
Berenice Segura León.**

**Nombre del trabajo: Activity 1.**

**Materia: Inglés 1.**

**Grado: 1°**

**Grupo: A**

**A**  Listen and practice.


Jennifer: Excuse me. Are you Steven Carson?  
 David: No, I'm not. He's over there.  
 Jennifer: Oh, I'm sorry.



Jennifer: Steven? This is your book.  
 Steven: Oh, thank you. You're in my class, right?  
 Jennifer: Yes, I am. I'm Jennifer Miller.



Steven: Hey, David, this is Jennifer. She's in our math class.  
 David: Hi, Jennifer.  
 Jennifer: Hi, David. Nice to meet you.



**B GROUP WORK** Greet a classmate. Then introduce him or her to another classmate.

"Hey, Ming, this is..."

**B** Complete the conversations. Then practice in groups.

Nicole: Excuse me. Are you Steven Carson?  
 David: No, I am not. My name is David  
 David Medina. Steven is over there.  
 Nicole: Oh, sorry.

Nicole: Are you Steven Carson?  
 Steven: Yes, I am.  
 Nicole: Hi. I am Nicole Johnson.  
 Steven: Oh, you're in my math class, right?  
 Nicole: Yes, I am.  
 Steven: It's nice to meet you.




**C CLASS ACTIVITY** Write your name on a piece of paper. Put the papers in a bag. Then take a different paper. Find the other student.


A: Excuse me. Are you Jin-sook Cho?  
 B: No, I'm not. She's over there.  
 A: Hi. Are you Jin-sook Cho?  
 C: Yes, I am.




### 1.3.- Article a, an

#### ARTICLES Classroom objects


A  Listen. Complete these sentences with *a* or *an*.

articles   
an + vowel sound  
a + consonant sound




1. This is ..... book.

2. This is ..... eraser.




3. This is ..... English book.

4. This is ..... marker.




5. This is ..... notebook.



6. This is ..... clock.

### 1.4.- Use of This and These / It and They

#### This/these, it/they; plurals



**This is a** clock.

What's **this**?  
**It's** an earring.

**It's** = It is  
**They're** = They are




**These are** clocks.

What are **these**?  
**They're** earrings.






Complete these conversations. Then practice with a partner.



1. A: What are these..... ?  
B: They're keys.



2. A: What is this..... ?  
B: It's a map.



3. A: What are these..... ?  
B: They're bags.



4. A: What is this..... ?  
B: It's a watch.



5. A: What is this..... ?  
B: It's an umbrella.



6. A: What are these..... ?  
B: They're sunglasses.

### 1 This/these; it/they; plurals

- ▶ Don't use a contraction with *What + are*: What are these? (NOT: What're these?)
- ▶ Use *this* with singular nouns: This is a book. Use *these* with plural nouns: These are earrings.

Circle the correct words.

- A: What's / What are these?  
B: It's / They're my earring / earrings.
- A: What's / What are this?  
B: It's / They're a / an cell phone.
- A: What's this / these?  
B: It's / They're a / an address book.