

Brenda Paola Aguilar Jimenez  
Psicología, Primero.

UDS

Complete these conversations. Then practice with a partner.



1. A: What are these..... ?  
B: They're keys.....
2. A: What this..... ?  
B: It's a map.....
3. A: What are these..... ?  
B: they're hand bags.....



4. A: What s this..... ?  
B: It's an clock.....
5. A: What is this..... ?  
B: It's an umbrella.....
6. A: What 's this..... ?  
B: It's an glasses.....

### 1 This/these; it/they; plurals

- ▶ Don't use a contraction with *What + are*: **What are these?** (NOT: **What're these?**)
- ▶ Use *this* with singular nouns: **This is a book.** Use *these* with plural nouns: **These are earrings.**

Circle the correct words.

1. A: **What's** / **What are** these?  
B: **It's** / **They're** my **earring** / **earrings**
2. A: **What's** / **What are** this?  
B: **It's** / **They're** a **an** cell phone.
3. A: What's **this** / **these**?  
B: **It's** / **They're** a **an** address book.

Brenda Paola Aguilar Jimenez UDS  
Psicología primero

### 1.3.- Article a, an

#### ARTICLES Classroom objects

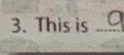
A Listen. Complete these sentences with *a* or *an*.



1. This is a book.




2. This is an eraser.



3. This is an English book.



4. This is a marker.



5. This is a notebook.



6. This is a clock.

articles  
**an** + vowel sound  
**a** + consonant sound

### 1.4.- Use of This and These / It and They

#### This/these, it/they; plurals



This is **a** clock.



These are **clocks**.



What's **this**?  
It's **an** earring.



What **are these**?  
They're **earrings**.

It's = It is  
They're = They are

200 Brenda Paola Aguilar Jiménez UDS  
 Psicología Primero

**A** Listen and practice.

Jennifer: Excuse me. Are you Steven Carson?  
 David: No, I'm not. He's over there.  
 Jennifer: Oh, I'm sorry.



Jennifer: Steven? This is your book.  
 Steven: Oh, thank you. You're in my class, right?  
 Jennifer: Yes, I am. I'm Jennifer Miller.



Steven: Hey, David, this is Jennifer. She's in our math class.  
 David: Hi, Jennifer.  
 Jennifer: Hi, David. Nice to meet you.




**B GROUP WORK** Greet a classmate. Then introduce him or her to another classmate.

"Hey, Ming, this is ..."

**B** Complete the conversations. Then practice in groups.

Nicole: Excuse me. Are you Steven Carson?  
 David: No, I'm not. My name is David Medina. Steven He's over there.  
 Nicole: Oh, sorry.

Nicole: He's you Steven Carson?  
 Steven: Yes, I am.  
 Nicole: Hi. Your Nicole Johnson.  
 Steven: Oh, thank you in my math class, right?  
 Nicole: Yes, I am.  
 Steven: That's good nice to meet you.



**C CLASS ACTIVITY** Write your name on a piece of paper. Put the papers in a bag. Then take a different paper. Find the other student.

A: Excuse me. Are you Jin-sook Cho?  
 B: No, I'm not. She's over there.  
 A: Hi. Are you Jin-sook Cho?  
 C: Yes, I am.