



**Nombre de alumno: Angel Esteban Pinto Arizmendi**

**Nombre del profesor: Juan Manuel Jaime**

**Nombre del trabajo: Unit Activity#1 – U3 1BEN**

**Materia: Ingles**

**PASIÓN POR EDUCAR**

**Grado: 1 Semestre de enfermería**

**Grupo: Único**

### TOPIC 3: WHERE ARE THEY?

#### GRAMMAR

##### Verb to be (plural)

###### AFFIRMATIVE (+)

we`re (= we are)	We`re in a small hotel.
you`re (= you are)	You`re from the UK.
they`re (= they are)	They`re very big.

###### NEGATIVE (-)

we aren`t (= are not)	We aren`t in the hotel now.
you aren`t (= are not)	You aren`t from Turkey.
they aren`t (= are not)	They aren`t very expensive.

###### YES/NO QUESTIONS (?)

###### SHORT ANSWER

Are we in room 216?	Yes, you are. No, you aren`t.
Are you in London?	Yes, we are. No, we aren`t.
Are they in a big hotel?	Yes, they are. No, they aren`t.

**Exercise 1.** Write the contractions: I`m, we`re, aren`t, etc.

1. We aren`t from Italy, \_\_\_ we`re \_\_\_ from Spain.
2. \_\_\_ it`s \_\_\_ a new hotel, but it \_\_\_ isn`t \_\_\_ very nice.
3. \_\_\_ he`s \_\_\_ a doctor and he \_\_\_ isn`t \_\_\_ married.
4. You \_\_\_ aren`t \_\_\_ Australian, \_\_\_ I`m \_\_\_ American.
5. \_\_\_ I`m \_\_\_ a manager and \_\_\_ aren`t \_\_\_ a musician.

**Exercise 2.** Complete each statement with a singular or plural form of "be".

1. I`m \_\_\_ a writer.
2. She \_\_\_ is \_\_\_ not a pilot.
3. We \_\_\_ are \_\_\_ doctors.
4. They \_\_\_ are \_\_\_ not scientists.
5. We \_\_\_ are \_\_\_ managers.
6. He \_\_\_ is \_\_\_ a singer.

## GRAMMAR

### Plurals



SINGULAR



PLURAL

a chair a table  
a thing a boy

+ -s  
chairs tables  
things boys

a watch a sandwich

+ -es  
watches sandwiches

a diary a baby

y → -ies  
diaries babies

a man a woman  
a person

**irregular**  
men women  
people

a) Circle the correct word.

1. I am (an artist / artists / artist).

2. We are (a flight attendant / flight attendants / flight attendant).

3. She is (banker / a banker / bankers).

4. They are (a writer / writers / writer).

5 He is (a teacher / man / surgeon).

TIP: We also add **-es** to words ending in -s, -ss, -sh, -x and -z: bus → buses, class → classes, etc.

## Plural Nouns *(Los nombres plurales)*

---

A la mayoría de nombres se les agrega una "-s" al final para formar el plural.


Ejemplos:

▶ camera → cameras (*cámara/s*)

▶ pen → pens (*bolígrafo/s*)

▶ house → houses (*casa/s*)

▶ car → cars (*coche/s*)

 **Excepciones:**

1. Palabras que terminan en consonante + "y": la "y" cambia a "i" y añadimos "es".

Ejemplos:

▶ party → parties(*fiesta/s*)

▶ city → cities(*ciudad/es*)

2. Palabras que terminan en vocal + "y": añadimos una "s".

Ejemplos:

▶ boy → boys(*chico/s*)

▶ toy → toys(*juguete/s*)

3. Palabras que terminan en "s", "ss", "sh", "ch", "x", "o": añadimos "es".

Ejemplos:

▶ bus → buses(*bus/es*)

▶ glass → glasses(*copa/s*)

▶ brush → brushes(*cepillo/s*)

▶ watch → watches(*reloj/es*)

▶ box → boxes(*caja/s*)

▶ tomato → tomatoes(*tomate/s*)

4. Palabras que terminan en "f" o "fe": cambiamos la "f" o "fe" por "ves".

Ejemplos:

Ⓞ leaf → leaves (hoja/s)

Ⓞ wife → wives (esposa/s)

### ***Singular to Plural Nouns by Addition of '-es'***

Hissing sounds. Nouns ending in -s, -ss, -sh, -ch, and -x






























<u>Singular</u>	<u>Plural</u>	<u>Singular</u>	<u>Plural</u>	<u>Singular</u>	<u>Plural</u>
watch	watch <b>es</b>	gas	gas <b>es</b>	kiss	kiss <b>es</b>
glass	glass <b>es</b>	dish	dish <b>es</b>	branch	branch <b>es</b>
match	match <b>es</b>	bush	bush <b>es</b>	tax	tax <b>es</b>
fox	fox <b>es</b>	dish	dish <b>es</b>	bench	bench <b>es</b>
church	church <b>es</b>	brush	brush <b>es</b>	box	box <b>es</b>
class	class <b>es</b>	ass	ass <b>es</b>	fax	fax <b>es</b>

**Exercise 3.** Write the plural of:

1. Baby--babies
2. Cake--cakes
3. Church--churches
4. Glass--glasses
5. Wife--wives
6. Fish--fishes
7. Month--months
8. Child--children
9. Wish---wishes
10. Woman--women
11. City--cities
12. Man--me

13. Box--boxes
14. Foot--feet
15. Mouse--mice
16. Leaf--leaves
17. Sheep--sheeps
18. Tomato--tomatos

Match the classroom objects to their names.

	 1				
					
					
					
					
					
					

1. book
2. pencil
3. bag
4. pen
5. glue
6. door
7. paper
8. desk
9. ruler
10. eraser
11. paint
12. marker
13. crayon
14. scissors
15. globe
16. window
17. stapler
18. notebook
19. corrector
20. compasses
21. calculator
22. blackboard
23. whiteboard
24. basket
25. calendar
26. push pin
27. pencil case
28. pencil sharpener
29. bulletin board
30. paper clip

## GRAMMAR

There is / there are

POSITIVE (+)

SINGULAR      There`s a big new shopping centre.  
                    There`s an airport in Bristol.

---

PLURAL        There are five theatres.  
                    There are a lot of old buildings.

NEGATIVE (-)

There isn`t a station near here.  
There aren`t any good restaurants near here.

## There is

---

Se utiliza "there is" con nombres contables en singular y con incontables. Hay una forma corta: "there`s".

Ejemplos:

### Contables

- ▶ **There is a pencil.** *(Hay un lápiz.)*
- ▶ **There`s one car.** *(Hay un coche.)*
- ▶ **There is not an apple.** *(No hay una manzana.)*
- ▶ **Is there a pen?** *(¿Hay un bolígrafo?)*

### Incontables

- ▶ **There is milk.** *(Hay leche.)*
- ▶ **There is not time.** *(No hay tiempo.)*
- ▶ **Is there sugar?** *(¿Hay azúcar?)*



## There are

---

Se utiliza "there are" sólo con nombres contables en plural. No hay una forma corta.

Ejemplos:

- ▶ **There are five pencils.** *(Hay cinco lápices.)*
- ▶ **There are not two cars.** *(No hay dos coches.)*
- ▶ **Are there many people?** *(¿Hay mucha gente?)*



**Nota:** Hay algunos tiempos verbales en los que no conjugamos "there be\*" para indicar plural o singular, contable o incontable\*. Estos tiempos verbales son el futuro ("will"), el pasado perfecto y con los verbos modales (ver las lecciones relacionadas con estos tiempos para más información).

**Ejercicio #4** - Completa las siguientes frases con la forma correcta de "there is or There are".

1. \_\_\_\_there are\_\_\_\_\_ 5 apples in the bowl.
2. \_\_\_\_is there\_\_\_\_\_ any water?
3. \_\_\_\_there isn't\_\_\_\_\_ (not) any sugar in the coffee.
4. \_\_\_\_there aren't\_\_\_\_\_ (not) any tomatoes in the salad.
5. \_\_\_\_there is\_\_\_\_\_ some wine in the glass.

6. \_\_\_is there\_\_\_\_\_ any money in your wallet?
7. \_\_\_there is\_\_\_\_\_ a problem with this phone.
8. \_\_\_are there\_\_\_\_\_ any vegetables in this recipe?

**Ejercicio #5** - Escribe las palabras en el orden correcto.

many / aren't / this / pages / there / in

R: there aren't page in this many

any / eggs / there / the / in / are / fridge / ?

R: are there eggs any in the fridge?

is / nearby / restaurant / nice / there / a

R: there is a nice nearby restaurant

dining / are / chairs / in / room / there / three / the

R: there are three chairs in the dining room

hospital / there / this / isn't / a / in / town

R: there isn't a hospital in this town

here / is / bank / there / a / near / ?

R: is there bank a near here?

## TOPIC 4: PERSONAL INFORMATION

**Exercise 1.** Contesta las siguientes preguntas.

1. What`s your first name?

A: I`m angel

2. What`s your surname or last name?

A: is pinto arizmendi

3. What`s your nationality?

A: I`m a Mexico

4. What`s your address?

A: is fracc terrazas

5. What`s your mobile number?

A: my number mobile is 963 122 5824

6. What`s your mail address?.

A: my mail is angel.arizmendi.2345@gmail.com

### GRAMMAR

#### Subject pronouns and possessive adjectives

subject pronouns	I	you	he	she	it	we	you	they
possessive adjectives	my	your	his	her	its	our	your	their

We use the subject pronouns with verbs. Examples: you listen, they read, etc. We use the possessive adjectives with nouns: my sister, your family, their cat, etc.

Example: I`m Mary and this is Sid, my husband.

Example: Her husband`s name is Nick and he`s a doctor.

Example: These are their two children - our grandchildren.

Example: It`s a very nice photo, I think.

#### Possessive`s

- We use a name (Nick, etc.) or a noun for a person (sister, etc.) + `s for the possessive.  
Example: Fiona is Nick`s wife. It`s my sister`s car.

- We can also use`s with other nouns for people.  
Example: it`s my teacher`s car. It`s his friend`s camera., etc.

- For plural nouns, we write s`.  
Example: he`s my friends` son.

TIPS: `s can mean "is" or the possessive.

Example: Anne`s my sister. (`s = is); Kevin is Nick`s son. (`s = possessive).

## Possessive Adjectives - Adjetivos Posesivos

Se utilizan para indicar a quién pertenece el sujeto u objeto de la oración. Van seguidos de un sustantivo (o una cláusula nominal).

Pronombres posesivos (en función de determinante)	Ejemplo
<b>my</b> <i>mi(s)</i>	▶ This is <b>my</b> house. <i>Ésta es mi casa.</i>
<b>your</b> <i>tu(s), de ti / su(s), de usted</i>	▶ This is <b>your</b> book. <i>Éste es tu libro. / Éste es su libro.</i>
<b>his</b> <i>su(s), de él</i>	▶ This is <b>his</b> bicycle. <i>Ésta es su bicicleta.</i>
<b>her</b> <i>su(s), de ella</i>	▶ This is <b>her</b> dress. <i>Éste es su vestido.</i>
<b>its</b> <i>su(s)</i>	▶ The dog doesn't like to be on <b>its</b> own. <i>El perro no le gusta estar solo.</i>
<b>our</b> <i>nuestro(s), de nosotros</i>	▶ These are <b>our</b> suitcases. <i>Éstas son nuestras maletas.</i>
<b>your</b> <i>vuestro(s) / su(s), de ustedes</i>	▶ These are <b>your</b> seats. <i>Éstos son vuestros asientos. / Éstos son sus asientos.</i>
<b>their</b> <i>su(s), de ellos</i>	▶ These are <b>their</b> books. <i>Éstos son sus libros.</i>

**Exercise 2.** Complete the sentences with a possessive adjective.

Example: My name's Stephen.

1. Angela, please turn off \_\_\_your\_\_\_\_\_ mobile phone.
2. The students are from Italy. \_\_\_their\_\_\_\_\_ names are Susanna and Carlo.
3. London is famous for \_\_\_its\_\_\_\_\_ red buses.
4. She`s French, but \_\_\_her\_\_\_\_\_ mother is English.
5. We`re in Class 3. \_\_\_our\_\_\_\_\_ teacher is Bob.
6. \_\_\_his\_\_\_\_\_ name is Ian. He`s from Scotland.
7. I`m Mike. \_\_\_my\_\_\_\_\_ family are from Dublin.

**Exercise 3.** Write the questions.

Example: you how are ? : How are you?

1. his what`s name ? : \_\_\_what`s his name?\_\_\_\_\_
2. German mother is her ? : \_\_\_is her mother German?\_\_\_\_\_
3. from your are where parents ? : \_\_\_where are your from parents?\_\_\_\_\_
4. surname Simpson is your ? : \_\_\_is simpon your surname\_\_\_\_\_
5. spell do how your name you ? : \_\_\_how do you spell your name?\_\_\_\_\_

**Exercise 4.** Traduce el siguiente vocabulario.



1 a classmate



2 a friend



3 a neighbor



4 a boss



5 a colleague

1. compañera de clase
2. una amiga
3. una vecina
4. una jefa
5. una colega

**Exercise 5.** Circle the correct word or words to complete each sentence.

1. Mr. Thomas is (my / I) boss.
2. Is Mrs. Cory (you / your) teacher.
3. Is (she / her) Dr. Kim?
4. Are (they / their) Connie and Sam?
5. Are (your / you) Barry`s friend?
6. He`s (my / I) colleague.
7. Mr. Benson is (Alec / Alec`s) neighbor.
8. Jake is (Ms. Rose / Ms. Rose`s) student.
9. (He`s / His) an architect.
- 10 (Kyle / Kyle`s) and Ray`s classmate is Gail.