



Nombre de alumno: MIGUEL ANGEL PEREZ MONTEJO

Nombre del profesor: JUAN MANUEL JAIME

Nombre del trabajo: Unit Activity#1 – U3 1BEN

Materia: INGLES

Grado: 1

Grupo: A

TOPIC 3: WHERE ARE THEY?

GRAMMAR

Verb to be (plural)

AFFIRMATIVE (+)

we`re (= we are)	We`re in a small hotel.
you`re (= you are)	You`re from the UK.
they`re (= they are)	They`re very big.

NEGATIVE (-)

we aren`t (= are not)	We aren`t in the hotel now.
you aren`t (= are not)	You aren`t from Turkey.
they aren`t (= are not)	They aren`t very expensive.

YES/NO QUESTIONS (?)

SHORT ANSWER

Are we in room 216?	Yes, you are. No, you aren`t.
Are you in London?	Yes, we are. No, we aren`t.
Are they in a big hotel?	Yes, they are. No, they aren`t.

Exercise 1. Write the contractions: I`m, we`re, aren`t, etc.

1. We aren`t from Italy, WE`RE from Spain.
2. IT`S a new hotel, but it ISN`T very nice.
3. HE`S a doctor and he HESN`T married.
4. You `RE Australian, YOU EREN`T American.
5. I`M a manager and YOU AREN`T a musician.

Exercise 2. Complete each statement with a singular or plural form of "be".

1. I `M a writer.
2. She `S not a pilot.
3. We `RE doctors.
4. They `RE not scientists.
5. We `RE managers.
6. He `S a singer.

GRAMMAR

Plurals



SINGULAR



PLURAL

a chair a table
a thing a boy

+ -s
chairs tables
things boys

a watch a sandwich

+ -es
watches sandwiches

a diary a baby

y → -ies
diaries babies

a man a woman
a person

irregular
men women
people

a) Circle the correct word.

1. I am (an artist / artists / artist).

2. We are (a flight attendant / flight attendants / flight attendant).

3. She is (banker / a banker / bankers).

4. They are (a writer / writers / writer).

5 He is (a teacher / man / surgeon).

TIP: We also add **-es** to words ending in -s, -ss, -sh, -x and -z: bus → buses, class → classes, etc.

Plural Nouns *(Los nombres plurales)*

A la mayoría de nombres se les agrega una "-s" al final para formar el plural.


Ejemplos:

▶ camera → cameras (*cámara/s*)

▶ pen → pens (*bolígrafo/s*)

▶ house → houses (*casa/s*)

▶ car → cars (*coche/s*)

 **Excepciones:**

1. Palabras que terminan en consonante + "y": la "y" cambia a "i" y añadimos "es".

Ejemplos:

▶ party → parties(*fiesta/s*)

▶ city → cities(*ciudad/es*)

2. Palabras que terminan en vocal + "y": añadimos una "s".

Ejemplos:

▶ boy → boys(*chico/s*)

▶ toy → toys(*juguete/s*)

3. Palabras que terminan en "s", "ss", "sh", "ch", "x", "o": añadimos "es".

Ejemplos:

▶ bus → buses(*bus/es*)

▶ glass → glasses(*copa/s*)

▶ brush → brushes(*cepillo/s*)

▶ watch → watches(*reloj/es*)

▶ box → boxes(*caja/s*)

▶ tomato → tomatoes(*tomate/s*)

4. Palabras que terminan en "f" o "fe": cambiamos la "f" o "fe" por "ves".

Ejemplos:

🕒 leaf → leaves (hoja/s)

🕒 wife → wives (esposa/s)

Singular to Plural Nouns by Addition of '-es'

Hissing sounds. Nouns ending in -s, -ss, -sh, -ch, and -x




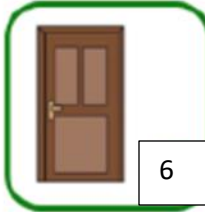







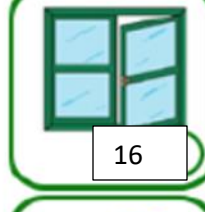

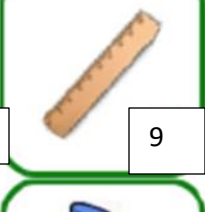





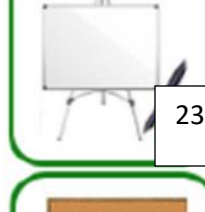



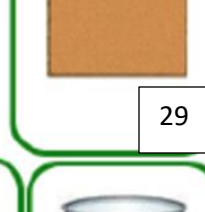
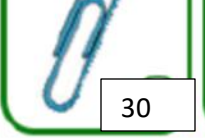

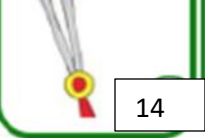

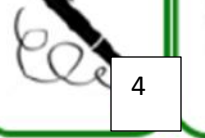

<u>Singular</u>	<u>Plural</u>	<u>Singular</u>	<u>Plural</u>	<u>Singular</u>	<u>Plural</u>
watch	watches	gas	gases	kiss	kisses
glass	glasses	dish	dishes	branch	branches
match	matches	bush	bushes	tax	taxes
fox	foxes	dish	dishes	bench	benches
church	churches	brush	brushes	box	boxes
class	classes	ass	asses	fax	faxes

Exercise 3. Write the plural of:

1. Baby: BABIES
2. Cake: PASTRY
3. Church: CHURCHES
4. Glass: GLASSES
5. Wife: WIVES
6. Fish: FISHES
7. Month: MONTHS
8. Child: CHILDREN
9. Wish: WISHES
10. Woman: WOMEN
11. City: CITIES
12. Man: MEN

13. Box:BOXES
14. Foot:FEET
15. Mouse:MOUSES
16. Leaf:SHEETS
17. Sheep:SHEEPS
18. Tomato:TOMATOES

Match the classroom objects to their names.

 27	 1	 7	<ol style="list-style-type: none"> 1. book 2. pencil 3. bag 4. pen 5. glue 6. door 7. paper 8. desk 9. ruler 10. eraser 11. paint 12. marker 13. crayon 14. scissors 15. globe 16. window 17. stapler 18. notebook 19. corrector 20. compasses 21. calculator 22. blackboard 23. whiteboard 24. basket 25. calendar 26. push pin 27. pencil case 28. pencil sharpener 29. bulletin board 30. paper clip 	 6
 18	 5	 19		 8
 10	 28	 21		 16
 15	 9	 12		 22
 2	 26	 11		 23
 3	 13	 25		 29
 30	 17	 14		 14
		 4	 24	

GRAMMAR

There is / there are

POSITIVE (+)

SINGULAR There`s a big new shopping centre.
 There`s an airport in Bristol.

PLURAL There are five theatres.
 There are a lot of old buildings.

NEGATIVE (-)

There isn`t a station near here.
There aren`t any good restaurants near here.

There is

Se utiliza "there is" con nombres contables en singular y con incontables. Hay una forma corta: "there`s".

Ejemplos:

Contables

- ▶ **There is a pencil.** *(Hay un lápiz.)*
- ▶ **There`s one car.** *(Hay un coche.)*
- ▶ **There is not an apple.** *(No hay una manzana.)*
- ▶ **Is there a pen?** *(¿Hay un bolígrafo?)*

Incontables

- ▶ **There is milk.** *(Hay leche.)*
- ▶ **There is not time.** *(No hay tiempo.)*
- ▶ **Is there sugar?** *(¿Hay azúcar?)*

There are

Se utiliza "there are" sólo con nombres contables en plural. No hay una forma corta.

Ejemplos:

- ▶ **There are five pencils.** *(Hay cinco lápices.)*
- ▶ **There are not two cars.** *(No hay dos coches.)*
- ▶ **Are there many people?** *(¿Hay mucha gente?)*



Nota: Hay algunos tiempos verbales en los que no conjugamos "there be*" para indicar plural o singular, contable o incontable*. Estos tiempos verbales son el futuro ("will"), el pasado perfecto y con los verbos modales (ver las lecciones relacionadas con estos tiempos para más información).

Ejercicio #4 - Completa las siguientes frases con la forma correcta de "there is or There are".

1. ___THERE ARE_ 5 apples in the bowl.
2. ___IS THERE___ any water?
3. _THERE ISN'T___ (not) any sugar in the coffee.
4. ___THERE AREN'T___ (not) any tomatoes in the salad.
5. _THERE IS_ some wine in the glass.

6. ___IS THERE___ any money in your wallet?
7. _THERE IS___ a problem with this phone.
8. ___ARE THERE___ any vegetables in this recipe?

Ejercicio #5 - Escribe las palabras en el orden correcto.

many / aren't / this / pages / there / in

R:THERE AREN'T MANY PAGES IN THIS

any / eggs / there / the / in / are / fridge / ?

R:ARE THERE ANY EGGS IN THE FRIDGE?

is / nearby / restaurant / nice / there / a

R:THERE IS A NEARBY NICE RESTAURANT

dining / are / chairs / in / room / there / three / the

R: TRERE ARE THREE CHAIR IN THE DINING ROOM

hospital / there / this / isn't / a / in / town

R:THERE ISN'T A HOSPITAL THIS IN TOWN

here / is / bank / there / a / near / ?

R:IS THERE A BANK NEAR HERE?

TOPIC 4: PERSONAL INFORMATION

Exercise 1. Contesta las siguientes preguntas.

1. What's your first name?

A: MIGUEL

2. What's your surname or last name?

A: PEREZ MONTEJO

3. What's your nationality?

A: MEXICAN

4. What's your address?

A: **HOUSING UNIT IN CHICHIMA NEXT TO THE MILITARY HEADQUARTERS**

5. What's your mobile number?

A: 9935731873

6. What's your mail address?

A: miguelangelperezmontejo9@gmail.com

GRAMMAR

Subject pronouns and possessive adjectives

subject pronouns	I	you	he	she	it	we	you	they
possessive adjectives	my	your	his	her	its	our	your	their

We use the subject pronouns with verbs. Examples: you listen, they read, etc. We use the possessive adjectives with nouns: my sister, your family, their cat, etc.

Example: I`m Mary and this is Sid, my husband.

Example: Her husband`s name is Nick and he`s a doctor.

Example: These are their two children - our grandchildren.

Example: It`s a very nice photo, I think.

Possessive`s

- We use a name (Nick, etc.) or a noun for a person (sister, etc.) + `s for the possessive.
Example: Fiona is Nick`s wife. It`s my sister`s car.

- We can also use`s with other nouns for people.
Example: it`s my teacher`s car. It`s his friend`s camera., etc.

- For plural nouns, we write s`.
Example: he`s my friends` son.

TIPS: `s can mean "is" or the possessive.

Example: Anne`s my sister. (`s = is); Kevin is Nick`s son. (`s = possessive).

Possessive Adjectives - Adjetivos Posesivos

Se utilizan para indicar a quién pertenece el sujeto u objeto de la oración. Van seguidos de un sustantivo (o una cláusula nominal).

Pronombres posesivos (en función de determinante)	Ejemplo
my <i>mi(s)</i>	<p>▶ This is my house. <i>Ésta es mi casa.</i></p>
your <i>tu(s), de ti / su(s), de usted</i>	<p>▶ This is your book. <i>Éste es tu libro. / Éste es su libro.</i></p>
his <i>su(s), de él</i>	<p>▶ This is his bicycle. <i>Ésta es su bicicleta.</i></p>
her <i>su(s), de ella</i>	<p>▶ This is her dress. <i>Éste es su vestido.</i></p>
its <i>su(s)</i>	<p>▶ The dog doesn't like to be on its own. <i>El perro no le gusta estar solo.</i></p>
our <i>nuestro(s), de nosotros</i>	<p>▶ These are our suitcases. <i>Éstas son nuestras maletas.</i></p>
your <i>vuestro(s) / su(s), de ustedes</i>	<p>▶ These are your seats. <i>Éstos son vuestros asientos. / Éstos son sus asientos.</i></p>
their <i>su(s), de ellos</i>	<p>▶ These are their books. <i>Éstos son sus libros.</i></p>

Exercise 2. Complete the sentences with a possessive adjective.

Example: My name's Stephen.

1. Angela, please turn off YOUR mobile phone.
2. The students are from Italy. THEIR names are Susanna and Carlo.
3. London is famous for ITS red buses.
4. She`s French, but HER mother is English.
5. We`re in Class 3. OUR teacher is Bob.
6. HIS name is Ian. He`s from Scotland.
7. I`m Mike. MY family are from Dublin.

Exercise 3. Write the questions.

Example: you how are ? : How are you?

1. his what`s name ? : WHAT`S HIS NAME
2. German mother is her ? : IS HER MOTHER GERMAN
3. from your are where parents ? : WHERE ARE YOUR PARENTS FROM?
4. surname Simpson is your ? : YOUR SURNAME SIMPSON?
5. spell do how your name you ? : HOW DO YOU SPELL YOUR NAME

Exercise 4. Traduce el siguiente vocabulario.



1 a classmate



2 a friend



3 a neighbor



4 a boss



5 a colleague

1.COMPAÑERO DE CLASE

2.AMIGO

3.VESINO

4.JEFE(A)

5.COLEGA

Exercise 5. Circle the correct word or words to complete each sentence.

1. Mr. Thomas is (my / I) boss.

2. Is Mrs. Cory (you / your) teacher.



3. Is (she / her) Dr. Kim?
4. Are (they / their) Connie and Sam?
5. Are (your / you) Barry`s friend?
6. He`s (my / I) colleague.
7. Mr. Benson is (Alec / Alec`s) neighbor.
8. Jake is (Ms. Rose / Ms. Rose`s) student.
9. (He`s / His) an architect.
10. (Kyle / Kyle`s) and Ray`s classmate is Gail.