



**Nombre de alumno: Andrea Guadalupe
Gómez moreno**

**Nombre del profesor: Juan Manuel Jaime
Díaz**

Nombre del trabajo: Unit Activity #1 - Unit 2

Materia: ingles

PASIÓN POR EDUCAR

Grado: 1 cuatrimestre

Grupo: A

Grammar - Prepositions of Place

Prepositions of place are used to show where something is located and they are always found after the principal verb, regardless of the verb tense. These prepositions are most often used with the verb "to be".

Next to (beside)

Meaning: adjacent or by the side of.

Use: "Next to" and "beside" can be used interchangeably as the meaning is the same. The use of one over the other depends on the speaker and the context.

Examples:

The supermarket is next to the bank or The supermarket is beside the bank

Sit next to me or Sit beside me.

By

Meaning: in proximity to, near.

Use: "by" may be used in the same contexts as "Next to" or "beside", but the meaning is closer to "near" rather than directly adjacent.

Examples:

I sit by the window.

Our house is by the river.

BETWEEN

Meaning: in the time or space that separates.

Examples:

The shop is between the bank and the train station.

She is standing between Peter and John.

BEHIND

Meaning: in back of, to the rear of.

Examples:

The church is behind the school.

He is standing behind you.

IN FRONT OF

Meaning: the opposite of behind.

Examples:

The hotel is in front of the station.

Laura is standing in front of you.

UNDER

Meaning: below or beneath, implying the object is covered by something.

Examples:

The ball is under the chair.

The dog is under the tree.

IN

Use (place): "In" is used to indicate both open and closed spaces. We use this preposition to indicate that something is included within the limits of something, a closed space or the interior of something in a physical sense. As we can see from the following examples "in" can also be used to indicate the geographical location of something.

Examples:

The cat is in the box.

I found your address in the phone book.

Use (time): is used with months, years, periods of time, seasons and parts of the day.

Examples:

I always run in the mornings.

I will see him in a week.

She was born in 1976.

AT

Use (place): "At" is used in front of buildings such as "home", "the airport", "university". It is also used before "to", "bottom", and "the end of" as well as to indicate events such as meetings, parties, concerts, sports events, etc. "At" is also used after the verb "arrive" when we are referring to places other than cities or countries.

Examples:

He is at home.

I always visit my sister at work

She will see him at the theatre

Use (time): We used "At" before the hour or holidays.

Examples:

He runs every morning at 6.

I will see them at Christmas.

ON

Use (place): "On" is used with surfaces, when we are referencing a location within a room, such as the ceiling or the wall, or to indicate that someone is inside a mode of transport or on the floor of a building.

Examples:

The pen is on the table.

They have a photograph of Paris on the wall

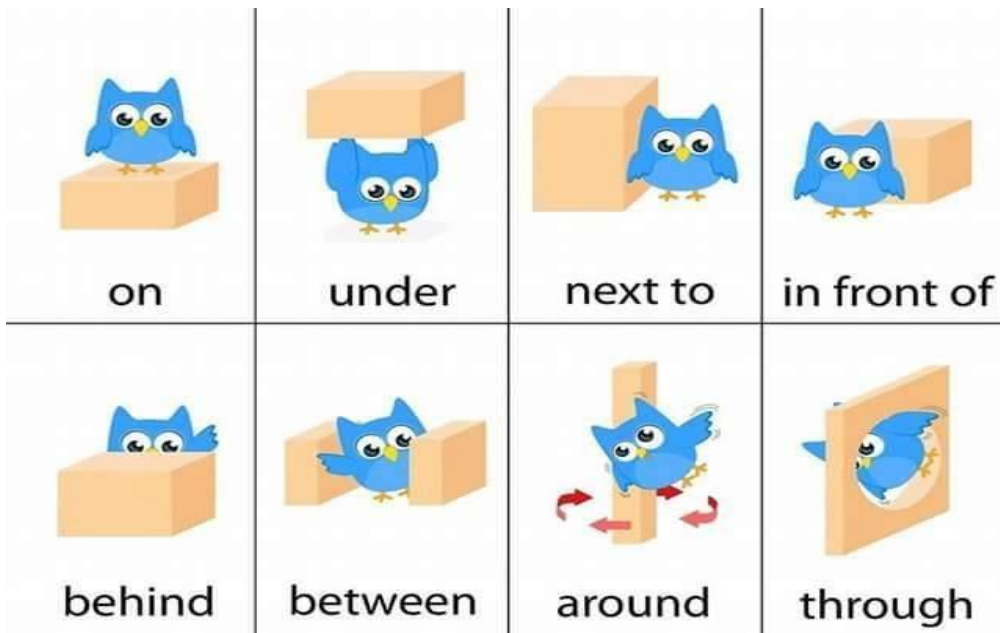
I am on the bus.

Use (time): "ON" is used with days of the week, dates and holidays.

Examples:

They went to Mexico on the first of May.

He runs on Mondays and Fridays.



Encontraras la gramática en español en los siguientes links:

<https://www.curso-ingles.com/aprender/cursos/nivel-basico/prepositions/prepositions>

Exercise 1. Complete these sentences – Completa las siguientes oraciones, revisa el ejemplo.



1. The books are in the.....
book bag.....



2. The cell phone is
next to the brush.....



3. The map is
under the news paper.....



4. The chair is
under the table.....



5. The wallet is
on the note book.....



6. The sunglasses are
in front of the purse.....

1. The books are in the book bag
2. The cell phone is next to the brush
3. The map is under the news paper
4. The chair is under the table
5. The wallet is on the note book
6. The sunglasses are in front of the purse

Exercise 2. Complete these sentences – Completa las siguientes oraciones, revisa el ejemplo

behind in in front of next to on under



1. The wallet is in the purse.



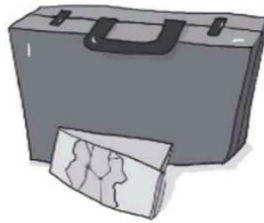
2. The chair is in the desk.



3. The glasses are on the chair.



4. The cell phone is under the table.



5. The map is in front of the briefcase.



6. The keys are next to the umbrella.

Exercise 3. Write questions and answers about the things in the parentheses – escribe preguntas y sus respuestas acerca de las cosas en parentesis.



- | | |
|--|--|
| <p>1. A: <u>Where is the briefcase?</u> (briefcase)
 B: <u>It's next to the television.</u></p> <p>2. A: <u>where are the books</u> (books)
 B: <u>they are under the table</u></p> <p>3. A: <u>where is the cell pone</u> (cell phone)
 B: <u>it,s it the purse</u></p> | <p>4. A: <u>where are the keys</u> (keys)
 B: <u>they are an the briefcase</u></p> <p>5. A: <u>where is the camera</u> (camera)
 B: <u>it is front of the tv</u></p> <p>6. A: <u>where are the sunglasses</u> (sunglasses)
 B: <u>they are behind the sofá</u></p> |
|--|--|

GRAMMAR – Negative statements and yes/no questions with be

Negative statements and yes/no questions with be

I'm not from New York.
You're not late.
She's not from Russia.
He's not from Italy.
It's not English.
We're not from Japan.
You're not early.
They're not in Mexico.

We're = We are


Are you from California?
Am I early?
Is she from Brazil?
Is he from Chile?
Is it Korean?
Are you from China?
Are we late?
Are they in Canada?

I am.	I'm	not.
you are.	you're	not.
she is.	she's	not.
Yes, he is.	No, he's	not.
it is.	it's	not.
we are.	we're	not.
you are.	you're	not.
they are.	they're	not.

Exercise 4. Complete the conversation – completa la siguiente conversación.

- A: Hiroshi, **are** you and Maiko from Japan?
 B: Yes, we **are** .
 A: Oh? **are** you from Tokyo?
 B: No, **i,m** not. **i am** from Kyoto.
- A: **is** Laura from the U.S.?
 B: No, **she is** not. She's from the U.K.
 A: **is** she from London?
 B: Yes, she **is** . But her parents are from Italy. **they** not from the U.K. originally.
 A: **is** Laura's first language Italian?
 B: No, **she is** not. **she is** English.
- A: **are** Selina and Carlos from Mexico?
 B: No, **the are** not. **they, re** from Brazil.
 A: **are** you from Brazil, too?
 B: No, **i,m** not. I'm from Peru.
 A: So, **is** your first language Spanish?
 B: Yes, it **is** .

Kyoto, Japan



Lima, Peru

Negative statements and yes/no questions with *be*

- ▶ Use *be* + *not* to form negative statements: Ana **isn't** a student. (NOT: ~~Ana is no a student.~~)
- ▶ *You* is a singular and a plural pronoun: Are **you** from Rio? Yes, **I** am./Yes, **we** are.

Exercise 5. Ordena las siguientes oraciones.

1. in California / not / New York City / is
New York City is not in California.
2. London / not / from / we're
we re not from London
3. not / you and Tim / in my class / are
you and tim are not in my class
4. is / my first language / Spanish / not
espanish is not my first language
5. from / my mother / not / is / Seoul
my mother is not from seoul
6. my keys / not / are / they
they are not my keis

Exercise 6. Ordena las siguientes oraciones.

1. A: Are you and your family from Mexico?
B: No, we,re not. we,re from Guatemala.
2. A: are your first language English?
B: Yes, it is My parents are from Australia.
3. A: are Kenji and his friend Japanese?
B: Yes, they are. But they,re in the U.S. now.
4. A: are my mother and I late?
B: No, you are not. you are early!