



**Nombre de alumno: Luis Darinel Ozuna  
Cinco**

**Nombre del profesor: Jaime Diaz Juan  
Manuel**

**Nombre del trabajo: Unit Activity #1 - Unit 2**

**Materia: Ingles**

**Grado: 1ero**

**Grupo: A**

## Grammar - Prepositions of Place

Prepositions of place are used to show where something is located and they are always found after the principal verb, regardless of the verb tense. These prepositions are most often used with the verb "to be".

### Next to (beside)

**Meaning:** adjacent or by the side of.

**Use:** "Next to" and "beside" can be used interchangeably as the meaning is the same. The use of one over the other depends on the speaker and the context.

#### Examples:

The supermarket is next to the bank or The supermarket is beside the bank

Sit next to me or Sit beside me.

### By

**Meaning:** in proximity to, near.

**Use:** "by" may be used in the same contexts as "Next to" or "beside", but the meaning is closer to "near" rather than directly adjacent.

#### Examples:

I sit by the window.

Our house is by the river.

### BETWEEN

**Meaning:** in the time or space that separates.

#### Examples:

The shop is between the bank and the train station.

She is standing between Peter and John.

### BEHIND

**Meaning:** in back of, to the rear of.

#### Examples:

The church is behind the school.

He is standing behind you.

### IN FRONT OF

**Meaning:** the opposite of behind.

**Examples:**

The hotel is in front of the station.

Laura is standing in front of you.

**UNDER**

**Meaning:** below or beneath, implying the object is covered by something.

**Examples:**

The ball is under the chair.

The dog is under the tree.

**IN**

**Use (place):** "In" is used to indicate both open and closed spaces. We use this preposition to indicate that something is included within the limits of something, a closed space or the interior of something in a physical sense. As we can see from the following examples "in" can also be used to indicate the geographical location of something.

**Examples:**

The cat is in the box.

I found your address in the phone book.

**Use (time):** is used with months, years, periods of time, seasons and parts of the day.

**Examples:**

I always run in the mornings.

I will see him in a week.

She was born in 1976.

**AT**

**Use (place):** "At" is used in front of buildings such as "home", "the airport", "university". It is also used before "to", "bottom", and "the end of" as well as to indicate events such as meetings, parties, concerts, sports events, etc. "At" is also used after the verb "arrive" when we are referring to places other than cities or countries.

**Examples:**

He is at home.

I always visit my sister at work

She will see him at the theatre

**Use (time):** We used "At" before the hour or holidays.

**Examples:**

He runs every morning at 6.

I will see them at Christmas.

## ON

**Use (place):** "On" is used with surfaces, when we are referencing a location within a room, such as the ceiling or the wall, or to indicate that someone is inside a mode of transport or on the floor of a building.

### Examples:

The pen is on the table.

They have a photograph of Paris on the wall

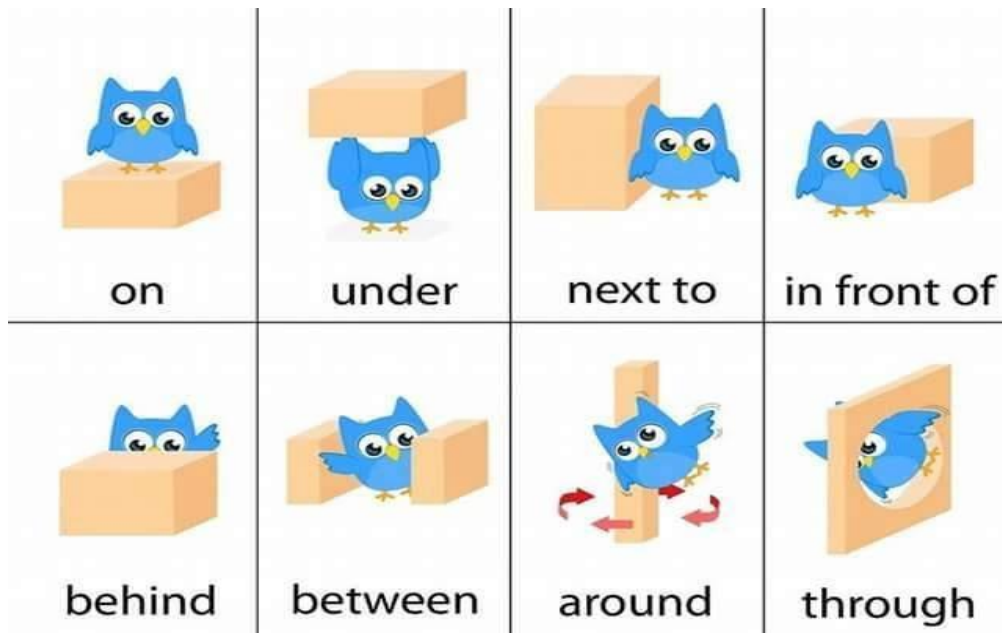
I am on the bus.

**Use (time):** "ON" is used with days of the week, dates and holidays.

### Examples:

They went to Mexico on the first of May.

He runs on Mondays and Fridays.



Encontraras la gramática en español en los siguientes links:

<https://www.curso-ingles.com/aprender/cursos/nivel-basico/prepositions/prepositions>

**Exercise 1.** Complete these sentences – Completa las siguientes oraciones, revisa el ejemplo.



1. The books are in the.....  
book bag.....



2. The cell phone is .....  
.....



3. The map is .....  
.....



4. The chair is .....  
.....



5. The wallet is .....  
.....



6. The sunglasses are .....  
.....

1. The books are in the book bag
2. The cell phone is NEXT TO THE BRUSH
3. The map is UNDER THE NEWSPAPER
4. The chair is UNDER THE TABLE
5. The wallet is ON THE NOTEBOOK
6. The sunglasses are IN FRONT OF THE BAG

**Exercise 2.** Complete these sentences – Completa las siguientes oraciones, revisa el ejemplo.

behind    in    in front of    next to    on    under



1. The wallet is in  
the purse.




2. The chair is BEHIND  
the desk.



3. The glasses are ON  
the chair.



4. The cell phone is UNDER  
the table.



5. The map is IN FRONT OF  
the briefcase.



6. The keys are NEXT TO  
the umbrella.

**Exercise 3.** Write questions and answers about the things in the parentheses – escribe preguntas y sus respuestas acerca de las cosas en parentesis.



1. A: Where is the briefcase? (briefcase)  
 B: It's next to the television.
2. A: **WHERE ARE THE BOOKS?** (books)  
 B: **THEY ARE UNDER THE TABLE**
3. A: **WHERE IS THE CELL PHONE** (cell phone)  
 B: **IT IS IN THE PURSE**
4. A: **WHERE ARE THE KEYS?** (keys)  
 B: **THEY ARE ON THE BRIEFCASE**
5. A: **WHERE IS THE CAMERA?** (camera)  
 B: **IT IS IN FRONT OF THE TV**
6. A: **WHERE ARE THE SUNGLASSES** (sunglasses)  
 B: **THEY ARE BEHIND THE SOFA**

GRAMMAR – Negative statements and yes/no questions with be



## Negative statements and yes/no questions with be

**I'm not** from New York.  
**You're not** late.  
**She's not** from Russia.  
**He's not** from Italy.  
**It's not** English.  
**We're not** from Japan.  
**You're not** early.  
**They're not** in Mexico.

We're = We are



**Are you** from California?  
**Am I** early?  
**Is she** from Brazil?  
**Is he** from Chile?  
**Is it** Korean?  
**Are you** from China?  
**Are we** late?  
**Are they** in Canada?

<b>I am.</b>	<b>I'm</b>	<b>not.</b>
<b>you are.</b>	<b>you're</b>	<b>not.</b>
<b>she is.</b>	<b>she's</b>	<b>not.</b>
Yes, <b>he is.</b>	No, <b>he's</b>	<b>not.</b>
<b>it is.</b>	<b>it's</b>	<b>not.</b>
<b>we are.</b>	<b>we're</b>	<b>not.</b>
<b>you are.</b>	<b>you're</b>	<b>not.</b>
<b>they are.</b>	<b>they're</b>	<b>not.</b>

**Exercise 4.** Complete the conversation – completa la siguiente conversaci3n.

- A: Hiroshi, **are** you and Maiko from Japan?  
 B: Yes, we **are** .  
 A: Oh? **ARE** you from Tokyo?  
 B: No, **I'M** not. **I AM** from Kyoto.
- A: **IS** Laura from the U.S.?  
 B: No, **SHE IS** not. She's from the U.K.  
 A: **IS** she from London?  
 B: Yes, she **SHE IS** . But her parents are from Italy. **THEY ARE** not from the U.K. originally.  
 A: **IS** Laura's first language Italian?  
 B: No, **IT IS** not. **IT IS** English.
- A: **ARE** Selina and Carlos from Mexico?  
 B: No, **THEY ARE** not. **THEY ARE** from Brazil.  
 A: **ARE** you from Brazil, too?  
 B: No, **I'M** not. I'm from Peru.  
 A: So, **IS** your first language Spanish?  
 B: Yes, it **IS** .

Kyoto, Japan



Lima, Peru



## Negative statements and yes/no questions with *be*

- ▶ Use *be* + *not* to form negative statements: Ana **isn't** a student. (NOT: Ana is no a student.)
- ▶ *You* is a singular and a plural pronoun: Are **you** from Rio? Yes, **I** am./Yes, **we** are.

**Exercise 5.** Ordena las siguientes oraciones.

1. in California / not / New York City / is  
New York City is not in California.
2. London / not / from / we're  
**WE'RE NOT FROM LONDON**
3. not / you and Tim / in my class / are  
**YOU AND TIM ARE NOT IN MY CLASS**
4. is / my first language / Spanish / not  
**SPANISH IS NOT MY FIRST LANGUAGE**
5. from / my mother / not / is / Seoul  
**MY MOTHER IS NOT FROM SEOUL**
6. my keys / not / are / they  
**THEY ARE NOT MY KEYS**

**Exercise 6.** Ordena las siguientes oraciones.

1. A: ..... **Are** ..... you and your family from Mexico?  
B: No, ..... **WE ARE** ..... not. .... **WE ARE** ..... from Guatemala.
2. A: ..... **IS** ..... your first language English?  
B: Yes, it ..... **IS** ..... . My parents ..... **ARE** ..... from Australia.
3. A: ..... **ARE** ..... Kenji and his friend Japanese?  
B: Yes, ..... **THEY** ..... are. But ..... **THEY ARE** ..... in the U.S. now.
4. A: ..... **ARE** ..... my mother and I late?  
B: No, ..... **YOU ARE** ..... not. .... **YOUR ARE** ..... early!