



**Nombre de alumno: Mariana Lizeth
Altuzar Pérez**

**Nombre del profesor: Juan Manuel
Jaime**

**Nombre del trabajo: Unit Activity#1 – U3
1BRH**

Materia: Ingles

Grado: 1 cuatrimestre

Grupo: unico

TOPIC 3: WHERE ARE THEY?

GRAMMAR

Verb to be (plural)

AFFIRMATIVE (+)

we`re (= we are)	We`re in a small hotel.
you`re (= you are)	You`re from the UK.
they`re (= they are)	They`re very big.

NEGATIVE (-)

we aren`t (= are not)	We aren`t in the hotel now.
you aren`t (= are not)	You aren`t from Turkey.
they aren`t (= are not)	They aren`t very expensive.

YES/NO QUESTIONS (?)

Are we in room 216?
Are you in London?
Are they in a big hotel?

SHORT ANSWER

Yes, you are. No, you aren`t.
Yes, we are. No, we aren`t.
Yes, they are. No, they aren`t.

Exercise 1. Write the contractions: I`m, we`re, aren`t, etc.

1. We aren`t from Italy, ___we re___ from Spain.
2. ___it is___ a new hotel, but it___is not___ very nice.
3. ___he is___ a doctor and he is nt___ married.
4. You ___are___ Australian, you are___ American.
5. ___i m___ a manager and ___aren t___ a musician.

Exercise 2. Complete each statement with a singular or plural form of "be".

1. I ___am___ a writer.
2. She ___is___ not a pilot.
3. We ___are___ doctors.
4. They ___are___ not scientists.
5. We ___are___ managers.

6. He is a singer.

GRAMMAR

Plurals



SINGULAR

a chair a table
a thing a boy

a watches a sandwiches

a diaryy a babyy

a man a woman
a person



PLURAL

+ -s
chairs tables
things boys

+ -es
watches sandwiches

y → -ies
diaries babies

irregular
men women
people

a) Circle the correct word.

1. I am (an artist / artists / artist).

2. We are (a flight attendant / flight attendants / flight attendant).

3. She is (banker / a banker / bankers).

4. They are (a writer / writers / writer).

5 He is (a teacher / man / surgeon).

TIP: We also add **-es** to words ending in -s, -ss, -sh, -x and -z: bus → buses, class → classes, etc.

Plural Nouns (*Los nombres plurales*)

A la mayoría de nombres se les agrega una “-s” al final para formar el plural.


Ejemplos:

🔍 camera → cameras (*cámara/s*)

🔍 pen → pens (*bolígrafo/s*)

🔍 house → houses (*casa/s*)

🔍 car → cars (*coche/s*)

 **Excepciones:**

1. Palabras que terminan en consonante + "y": la "y" cambia a "i" y añadimos "es".

Ejemplos:

Ⓞ party → parties (*fiesta/s*)

Ⓞ city → cities (*ciudad/es*)

2. Palabras que terminan en vocal + "y": añadimos una "s".

Ejemplos:

Ⓞ boy → boys (*chico/s*)

Ⓞ toy → toys (*juguete/s*)

3. Palabras que terminan en "s", "ss", "sh", "ch", "x", "o": añadimos "es".

Ejemplos:

Ⓞ bus → buses (*bus/es*)

Ⓞ glass → glasses (*copa/s*)

Ⓞ brush → brushes (*cepillo/s*)

Ⓞ watch → watches (*reloj/es*)

Ⓞ box → boxes (*caja/s*)

Ⓞ tomato → tomatoes (*tomate/s*)

4. Palabras que terminan en "f" o "fe": cambiamos la "f" o "fe" por "ves".

Ejemplos:

Ⓞ leaf → leaves (*hoja/s*)

Ⓞ wife → wives (*esposa/s*)

Singular to Plural Nouns by Addition of '-es'

Hissing sounds. Nouns ending in -s, -ss, -sh, -ch, and -x






























<u>Singular</u>	<u>Plural</u>	<u>Singular</u>	<u>Plural</u>	<u>Singular</u>	<u>Plural</u>
watch	watch es	gas	gas es	kiss	kiss es
glass	glass es	dish	dish es	branch	branch es
match	match es	bush	bush es	tax	tax es
fox	fox es	dish	dish es	bench	bench es
church	church es	brush	brush es	box	box es
class	class es	ass	ass es	fax	fax es

Exercise 3. Write the plural of:

1. Baby
2. Cake
3. Church
4. Glass
5. Wife
6. Fish
7. Month
8. Child
9. Wish
10. Woman
11. City
12. Man

13. Box
14. Foot
15. Mouse
16. Leaf
17. Sheep
18. Tomato

Match the classroom objects to their names.

	 1		1. book	
			2. pencil	
			3. bag	
			4. pen	
			5. glue	
			6. door	
			7. paper	
			8. desk	
			9. ruler	
			10. eraser	
			11. paint	
			12. marker	
			13. crayon	
			14. scissors	
			15. globe	
			16. window	
			17. stapler	
			18. notebook	
			19. corrector	
			20. compasses	
			21. calculator	
			22. blackboard	
			23. whiteboard	
			24. basket	
			25. calendar	
			26. push pin	
			27. pencil case	
			28. pencil sharpener	
			29. bulletin board	
			30. paper clip	

GRAMMAR

There is / there are

POSITIVE (+)

SINGULAR	There`s a big new shopping centre. There`s an airport in Bristol.
PLURAL	There are five theatres. There are a lot of old buildings.

NEGATIVE (-)

There isn`t a station near here.
There aren`t any good restaurants near here.

There is

Se utiliza "there is" con nombres contables en singular y con incontables. Hay una forma corta: "there's".

Ejemplos:

Contables

- ▶ **There is a pencil.** *(Hay un lápiz.)*
- ▶ **There's one car.** *(Hay un coche.)*
- ▶ **There is not an apple.** *(No hay una manzana.)*
- ▶ **Is there a pen?** *(¿Hay un bolígrafo?)*

Incontables

- ▶ **There is milk.** *(Hay leche.)*
- ▶ **There is not time.** *(No hay tiempo.)*
- ▶ **Is there sugar?** *(¿Hay azúcar?)*

There are

Se utiliza "there are" sólo con nombres contables en plural. No hay una forma corta.

Ejemplos:

- ▶ **There are five pencils.** (*Hay cinco lápices.*)
- ▶ **There are not two cars.** (*No hay dos coches.*)
- ▶ **Are there many people?** (*¿Hay mucha gente?*)



Nota: Hay algunos tiempos verbales en los que no conjugamos "there be*" para indicar plural o singular, contable o incontable*. Estos tiempos verbales son el futuro ("will"), el pasado perfecto y con los verbos modales (ver las lecciones relacionadas con estos tiempos para más información).

Ejercicio #4 - Completa las siguientes frases con la forma correcta de "there is or There are".

1. _there_____ 5 apples in the bowl.
2. _is there_____ any water?
3. _there isn t_____ (not) any sugar in the coffee.
4. _there aren t_____ (not) any tomatoes in the salad.
5. There is_____ some wine in the glass.

6. _there is_____ any money in your wallet?
7. _there is_____ a problem with this phone.
8. _are there_____ any vegetables in this recipe?

Ejercicio #5 - Escribe las palabras en el orden correcto.

many / aren't / this / pages / there / in

R: there aren't many pages in this book

any / eggs / there / the / in / are / fridge / ?

R: are there any eggs in the fridge

is / nearby / restaurant / nice / there / a

R: there is a nearby nice restaurant

dining / are / chairs / in / room / there / three / the

R: there are three chairs in the dining room

hospital / there / this / isn't / a / in / town

R: there isn't a hospital in this town

here / is / bank / there / a / near / ?

R: is there a bank near here?

TOPIC 4: PERSONAL INFORMATION

Exercise 1. Contesta las siguientes preguntas.

1. What`s your first name?

A: Mariana

2. What`s your surname or last name?

A: Altuzar

3. What`s your nationality?

A: Mexicana

4. What`s your address?

A: 14 calle sur oriente Barrio yalchivol

5. What`s your mobile number?

A: 963 112 6120

6. What`s your mail address?.

A: marianaaltuzae88

GRAMMAR

Subject pronouns and possessive adjectives

subject pronouns	I	you	he	she	it	we	you	they
possessive adjectives	my	your	his	her	its	our	your	their

We use the subject pronouns with verbs. Examples: you listen, they read, etc. We use the possessive adjectives with nouns: my sister, your family, their cat, etc.

Example: I'm Mary and this is Sid, my husband.

Example: Her husband's name is Nick and he's a doctor.

Example: These are their two children - our grandchildren.

Example: It's a very nice photo, I think.

Possessive `s

- We use a name (Nick, etc.) or a noun for a person (sister, etc.) + `s for the possessive.
Example: Fiona is Nick's wife. It's my sister's car.

- We can also use `s with other nouns for people.
Example: it's my teacher's car. It's his friend's camera., etc.

- For plural nouns, we write s`.
Example: he's my friends' son.
TIPS: `s can mean "is" or the possessive.
Example: Anne`s my sister. (`s = is); Kevin is Nick`s son. (`s = possessive).

Possessive Adjectives - Adjetivos Posesivos

Se utilizan para indicar a quién pertenece el sujeto u objeto de la oración. Van seguidos de un sustantivo (o una cláusula nominal).

Pronombres posesivos (en función de determinante)	Ejemplo
my <i>mi(s)</i>	<p>▶ This is my house. <i>Ésta es mi casa.</i></p>
your <i>tu(s), de ti / su(s), de usted</i>	<p>▶ This is your book. <i>Éste es tu libro. / Éste es su libro.</i></p>
his <i>su(s), de él</i>	<p>▶ This is his bicycle. <i>Ésta es su bicicleta.</i></p>
her <i>su(s), de ella</i>	<p>▶ This is her dress. <i>Éste es su vestido.</i></p>
its <i>su(s)</i>	<p>▶ The dog doesn't like to be on its own. <i>El perro no le gusta estar solo.</i></p>
our <i>nuestro(s), de nosotros</i>	<p>▶ These are our suitcases. <i>Éstas son nuestras maletas.</i></p>
your <i>vuestro(s) / su(s), de ustedes</i>	<p>▶ These are your seats. <i>Éstos son vuestros asientos. / Éstos son sus asientos.</i></p>
their <i>su(s), de ellos</i>	<p>▶ These are their books. <i>Éstos son sus libros.</i></p>

Exercise 2. Complete the sentences with a possessive adjective.

Example: My name's Stephen.

1. Angela, please turn off ___their_____ mobile phone.
2. The students are from Italy. ___your_____ names are Susanna and Carlo.
3. London is famous for ___our_____ red buses.
4. She`s French, but ___its_____ mother is English.
5. We`re in Class 3. ___their_____ teacher is Bob.
6. ___his_____ name is Ian. He`s from Scotland.
7. I`m Mike. ___her_____ family are from Dublin.

Exercise 3. Write the questions.

Example: you how are ? : How are you?

1. his what`s name ? : _____
2. German mother is her ? : _____
3. from your are where parents ? : _____
4. surname Simpson is your ? : _____
5. spell do how your name ? : _____

Exercise 4. Traduce el siguiente vocabulario.



1 a classmate



2 a friend



3 a neighbor



4 a boss



5 a colleague

1. una compañera de clases
2. una amigas
3. una vecina
4. una jefa
5. un colega

Exercise 5. Circle the correct word or words to complete each sentence.

1. Mr. Thomas is (my / I) boss.
2. Is Mrs. Cory (you / your) teacher.

3. Is (she / her) Dr. Kim?
4. Are (they / their) Connie and Sam?
5. Are (your / you) Barry`s friend?
6. He`s (my / I) colleague.
7. Mr. Benson is (Alec / Alec`s) neighbor.
8. Jake is (Ms. Rose / Ms. Rose`s) student.
9. (He`s / His) an architect.
10. (Kyle / Kyle`s) and Ray`s classmate is Gail.