



**Nombre de alumno: Jonathan David  
Melgar Lopez**

**Nombre del profesor: Juan Manuel Jaime  
diaz**

**Nombre del trabajo: Unit Activity#1 – U3 1BRH**

**Materia: ingles**

**Grado: 3 cuatrimestre**

**Grupo: a**

### TOPIC 3: WHERE ARE THEY?

#### GRAMMAR

#### Verb to be (plural)

##### AFFIRMATIVE (+)

we`re (= we are)	We`re in a small hotel.
you`re (= you are)	You`re from the UK.
they`re (= they are)	They`re very big.

##### NEGATIVE (-)

we aren`t (= are not)	We aren`t in the hotel now.
you aren`t (= are not)	You aren`t from Turkey.
they aren`t (= are not)	They aren`t very expensive.

##### YES/NO QUESTIONS (?)

##### SHORT ANSWER

Are we in room 216?	Yes, you are. No, you aren`t.
Are you in London?	Yes, we are. No, we aren`t.
Are they in a big hotel?	Yes, they are. No, they aren`t.

**Exercise 1.** Write the contractions: I`m, we`re, aren`t, etc.

1. We aren`t from Italy, \_we`re\_\_\_\_\_ from Spain.
2. \_they arent\_\_\_\_\_ a new hotel, but it \_are\_\_\_\_\_ very nice.
3. \_its\_\_\_\_\_ a doctor and he \_are\_\_\_\_\_ married.
4. You \_arent\_\_\_\_\_ Australian, \_you are\_\_\_\_\_ American.
5. \_im not\_\_\_\_\_ a manager and \_im\_\_\_\_\_ a musician.

**Exercise 2.** Complete each statement with a singular or plural form of "be".

1. I \_am\_\_\_\_\_ a writer.
2. She \_is\_\_\_\_\_ not a pilot.
3. We \_are\_\_\_\_\_ doctors.
4. They \_are\_\_\_\_\_ not scientists.
5. We \_are\_\_\_\_\_ managers.
6. He \_is\_\_\_\_\_ a singer.

## GRAMMAR

### Plurals



SINGULAR



PLURAL

a chair a table  
a thing a boy

+ -s  
chairs tables  
things boys

a watch a sandwich

+ -es  
watches sandwiches

a diary a baby

y → -ies  
diaries babies

a man a woman  
a person

**irregular**  
men women  
people

a) Circle the correct word.

1. I am (an artist / artists / artist).
2. We are (a flight attendant / flight attendants / flight attendant).
3. She is (banker / a banker / bankers).
4. They are (a writer / writers / writer).
- 5 He is (a teacher / man / surgeon).

TIP: We also add **-es** to words ending in -s, -ss, -sh, -x and -z: bus → buses, class → classes, etc.

## Plural Nouns *(Los nombres plurales)*

---

A la mayoría de nombres se les agrega una "-s" al final para formar el plural.

Ejemplos:

- ▶ camera → cameras (cámara/s)
- ▶ pen → pens (bolígrafo/s)
- ▶ house → houses (casa/s)
- ▶ car → cars (coche/s)

 **Excepciones:**

1. Palabras que terminan en consonante + "y": la "y" cambia a "i" y añadimos "es".

Ejemplos:

▶ party → parties (*fiesta/s*)

▶ city → cities (*ciudad/es*)

2. Palabras que terminan en vocal + "y": añadimos una "s".

Ejemplos:

▶ boy → boys (*chico/s*)

▶ toy → toys (*juguete/s*)

3. Palabras que terminan en "s", "ss", "sh", "ch", "x", "o": añadimos "es".

Ejemplos:

▶ bus → buses (*bus/es*)

▶ glass → glasses (*copa/s*)

▶ brush → brushes (*cepillo/s*)

▶ watch → watches (*reloj/es*)

▶ box → boxes (*caja/s*)

▶ tomato → tomatoes (*tomate/s*)

4. Palabras que terminan en "f" o "fe": cambiamos la "f" o "fe" por "ves".

Ejemplos:

🕒 leaf → leaves (hoja/s)

🕒 wife → wives (esposa/s)

### ***Singular to Plural Nouns by Addition of '-es'***

Hissing sounds. Nouns ending in -s, -ss, -sh, -ch, and -x




























<u>Singular</u>	<u>Plural</u>	<u>Singular</u>	<u>Plural</u>	<u>Singular</u>	<u>Plural</u>
watch	watches	gas	gases	kiss	kisses
glass	glasses	dish	dishes	branch	branches
match	matches	bush	bushes	tax	taxes
fox	foxes	dish	dishes	bench	benches
church	churches	brush	brushes	box	boxes
class	classes	ass	asses	fax	faxes

**Exercise 3.** Write the plural of:

1. Baby /babies
2. Cake/cakes
3. Church/churches
4. Glass/glasses
5. Wife/wives
6. Fish/ fishes
7. Month/ months
8. Child/ childs
9. Wish/ wishes
10. Woman/ woman
11. City/ cities
12. Man/ mans
13. Box/ boxes

14. Foot/ feet
15. Mouse/ mice
16. Leaf/ leaves
17. Sheep/ sheepes
18. Tomato/ tomatoes

Match the classroom objects to their names.

	 1				
					
					
					
					
					
					

- book
- pencil
- bag
- pen
- glue
- door
- paper
- desk
- ruler
- eraser
- paint
- marker
- crayon
- scissors
- globe
- window
- stapler
- notebook
- corrector
- compasses
- calculator
- blackboard
- whiteboard
- basket
- calendar
- push pin
- pencil case
- pencil sharpener
- bulletin board
- paper clip

## GRAMMAR

There is / there are

POSITIVE (+)

SINGULAR      There`s a big new shopping centre.  
                    There`s an airport in Bristol.

---

PLURAL        There are five theatres.  
                    There are a lot of old buildings.

NEGATIVE (-)

There isn`t a station near here.  
There aren`t any good restaurants near here.

## There is

---

Se utiliza "there is" con nombres contables en singular y con incontables. Hay una forma corta: "there`s".

Ejemplos:

### Contables

- ▶ **There is a pencil.** *(Hay un lápiz.)*
- ▶ **There`s one car.** *(Hay un coche.)*
- ▶ **There is not an apple.** *(No hay una manzana.)*
- ▶ **Is there a pen?** *(¿Hay un bolígrafo?)*

### Incontables

- ▶ **There is milk.** *(Hay leche.)*
- ▶ **There is not time.** *(No hay tiempo.)*
- ▶ **Is there sugar?** *(¿Hay azúcar?)*



## There are

---

Se utiliza "there are" sólo con nombres contables en plural. No hay una forma corta.

Ejemplos:

- ▶ **There are five pencils.** *(Hay cinco lápices.)*
- ▶ **There are not two cars.** *(No hay dos coches.)*
- ▶ **Are there many people?** *(¿Hay mucha gente?)*



**Nota:** Hay algunos tiempos verbales en los que no conjugamos "there be\*" para indicar plural o singular, contable o incontable\*. Estos tiempos verbales son el futuro ("will"), el pasado perfecto y con los verbos modales (ver las lecciones relacionadas con estos tiempos para más información).

**Ejercicio #4** - Completa las siguientes frases con la forma correcta de "there is or There are".

1. \_\_\_there are\_\_\_\_\_ 5 apples in the bowl.
2. \_\_\_there is\_\_\_\_\_ any water?
3. \_\_\_there isnt\_\_\_\_\_ (not) any sugar in the coffee.
4. \_\_\_there arent\_\_\_\_\_ (not) any tomatoes in the salad.
5. \_\_\_thereare\_\_\_\_\_ some wine in the glass.
6. \_\_\_there is\_\_\_\_\_ any money in your wallet?

7. \_there are\_\_\_\_\_ a problem with this phone.

8. \_there are\_\_\_\_\_ any vegetables in this recipe?

**Ejercicio #5** - Escribe las palabras en el orden correcto.

many / aren't / this / pages / there / in

R: there aren't many pages in this

any / eggs / there / the / in / are / fridge / ?

R: there are any eggs in the fridge

is / nearby / restaurant / nice / there / a

R: there is nearby a nice restaurant

dining / are / chairs / in / room / there / three / the

R: there are three chairs in the dining room

hospital / there / this / isn't / a / in / town

R: there is a bank near here

here / is / bank / there / a / near / ?

R:

**TOPIC 4: PERSONAL INFORMATION**

**Exercise 1.** Contesta las siguientes preguntas.

1. What`s your first name?

A: My name is Jonathan david

2. What`s your surname or last name?

A: melgar lopez

3. What`s your nationality?

A:im a mexican

4. What`s your address?

A: pillita seca

5. What`s your mobile number?

A: my mobile number is 9632694549

6. What`s your mail address?.

A: jonathanmelgargmail.com

**GRAMMAR**

**Subject pronouns and possessive adjectives**

subject pronouns	I	you	he	she	it	we	you	they
possessive adjectives	my	your	his	her	its	our	your	their

We use the subject pronouns with verbs. Examples: you listen, they read, etc. We use the possessive adjectives with nouns: my sister, your family, their cat, etc.

Example: I`m Mary and this is Sid, my husband.

Example: Her husband`s name is Nick and he`s a doctor.

Example: These are their two children - our grandchildren.

Example: It`s a very nice photo, I think.

**Possessive`s**

- We use a name (Nick, etc.) or a noun for a person (sister, etc.) + `s for the possessive.  
Example: Fiona is Nick`s wife. It`s my sister`s car.

- We can also use`s with other nouns for people.  
Example: it`s my teacher`s car. It`s his friend`s camera., etc.

- For plural nouns, we write s`.  
Example: he`s my friends` son.  
TIPS: `s can mean "is" or the possessive.  
Example: Anne`s my sister. (`s = is); Kevin is Nick`s son. (`s = possessive).

**Possessive Adjectives - Adjetivos Posesivos**

Se utilizan para indicar a quién pertenece el sujeto u objeto de la oración. Van seguidos de un sustantivo (o una cláusula nominal).

Pronombres posesivos (en función de determinante)	Ejemplo
<b>my</b> <i>mi(s)</i>	▶ This is <b>my</b> house. <i>Ésta es mi casa.</i>
<b>your</b> <i>tu(s), de ti / su(s), de usted</i>	▶ This is <b>your</b> book. <i>Éste es tu libro. / Éste es su libro.</i>
<b>his</b> <i>su(s), de él</i>	▶ This is <b>his</b> bicycle. <i>Ésta es su bicicleta.</i>
<b>her</b> <i>su(s), de ella</i>	▶ This is <b>her</b> dress. <i>Éste es su vestido.</i>
<b>its</b> <i>su(s)</i>	▶ The dog doesn't like to be on <b>its</b> own. <i>El perro no le gusta estar solo.</i>
<b>our</b> <i>nuestro(s), de nosotros</i>	▶ These are <b>our</b> suitcases. <i>Éstas son nuestras maletas.</i>
<b>your</b> <i>vuestro(s) / su(s), de ustedes</i>	▶ These are <b>your</b> seats. <i>Éstos son vuestros asientos. / Éstos son sus asientos.</i>
<b>their</b> <i>su(s), de ellos</i>	▶ These are <b>their</b> books. <i>Éstos son sus libros.</i>

**Exercise 2.** Complete the sentences with a possessive adjective.

Example: My name's Stephen.

1. Angela, please turn off your mobile mobile phone.
2. The students are from Italy. their names names are Susanna and Carlo.
3. London is famous for their red red buses.
4. She's French, but her mother mother is English.
5. We're in Class 3. your teacher teacher is Bob.
6. his name name is Ian. He's from Scotland.
7. I'm Mike. my family family are from Dublin.

**Exercise 3.** Write the questions.

Example: you how are ? : How are you?

1. his what's name ? : whats your name
2. German mother is her ? : her mother is german
3. from your are where parents ? : where are your parents from
4. surname Simpson is your ? : how do you spell your name
5. spell do how your name you ? :

**Exercise 4.** Traduce el siguiente vocabulario.



1 a classmate



2 a friend



3 a neighbor



4 a boss



5 a colleague

1. clase
2. amigo
3. vecino
4. jefe
5. colega

**Exercise 5.** Circle the correct word or words to complete each sentence.

1. Mr. Thomas is (my / I) boss.

2. Is Mrs. Cory (you / **your**) teacher.
3. Is (she / **her**) Dr. Kim?
4. Are (they / **their**) Connie and Sam?
5. Are (**your** / you) Barry`s friend?
6. He`s (**my** / I) colleague.
7. Mr. Benson is (Alec / **Alec`s**) neighbor.
8. Jake is (Ms. Rose / Ms. **Rose`s**) student.
9. (He`s / **His**) an architect.
- 10 (Kyle / **Kyle`s**) and Ray`s classmate is Gail.