



Mi Universidad

presentación

Nombre del Alumno: Beatriz Adriana Gómez Roblero.

Nombre del tema: It's nice to meet you

Parcial: I

Nombre de la Materia: Ingles I

Nombre del prof. Lic. Jezabel Ivonne Silvestre Montejo

Nombre de la Licenciatura: Licenciatura en enferme

Cuatrimestre: I

Nice to meet you!

10/10
LISTEN AND REPEAT
Greetings



Good morning



Good afternoon



Good evening



Hello



Hi

Leave takings



Good-bye

See you
later



See you
tomorrow



Good
night



JUEGO COMPLETADO

Puntuación

10/11

Hora

1:17

Tabla de clasificación

Mostrar respuestas

Volver a empezar



Complete the conversations. Use the words in the box.

- am so? he's there? I'm not there? is so? you to? are you? I'm sorry? is es me to? you're a his


1. Debra: Excuse me. Are I'm not James Lawson?
 Kevin: No, I'm not I/M over there.
 Debra: Oh, I/M sorry.
2. Debra: Excuse me, he's you James Lawson?
 James: Yes, I he's.
 Debra: Hi, James. My name is Debra Marks.
 James: Oh, I/M in my English class.
 Debra: That's right. I'M nice to meet you.
 James: Nice to meet you, too. encantado de conocerte



Complete the conversation. Use the questions in the box.

- What's your name? cuál es tu nombre And what's your email address?
 And how do you spell your last name? ¿cómo se escribe tu apellido? What's your phone number?
 Are you Ashley Nevins? ¿eres Ashley Nevins? How do you spell your first name?


- A: Hi. Are you Ashley Nevins?
 B: No, I'm not. no no soy
 A: Oh, I'm sorry. what's your name?
 B: Kerry Moore.
 A: How do you spell your first name?
 B: K-E-R-R-Y.
 A: And how do you spell your last name?
 B: M-O-O-R-E.
 A: What is your phone number?
 B: It's 618-555-7120.
 A: And what's your email address?
 B: It's kmoore19@cup.org.




UDS

Complete the sentences. Use the prepositions in the box.


behind *delias*
 in
 in front of *enfrente de*
 next to *junto a*
 on *en*
 under *por debajo*




1. The wallet is in the purse.



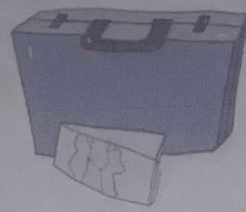
2. The chair is behind the desk.




3. The glasses are on the chair.



4. The cell phone is under the table.



5. The map is in front of the briefcase.



6. The keys are next to the umbrella.

work book

29

Hello and good-bye!


A Complete the conversations. Use the words in parentheses.

- | | |
|--|--|
| 1. A: <u>Hi</u>
(Hi. / Excuse me.) How are you?
B: I'm fine, thanks. | 3. A: <u>Thank you</u>
(Excuse me. / Thank you.) Are you Soo-mi Kim?
B: Yes, I am. |
| 2. A: <u>Good-bye</u>
(Hello. / Good-bye.)
B: See you tomorrow. | 4. A: <u>Good night</u>
(Good evening. / Good night.)
B: Hello. |

What are these things?


A What's in the picture? Write the things.

- a bag = una bolsa
- an UMBRELLA
- the computer
- the telephone
- the books
- the portfolio
- the brushing
- the dump



B What's in the picture? Write sentences.

- This is a bag.
- It's an umbrella
- it's a computer
- it's a telephone
- is a book
- this is portfolio
- it's a brushing
- this is a dump.



dump = basurero