



nombre del alumno: marení palacios santiago

Nombre del tema: inglés

Parcial:1

Nombre de la materia: **inglés**

Nombre del profesor: ana laurel torres culebro

Nombre de la licenciatura: Enfermería

Cuatrimestre:1



1.3.- Article a, an

ARTICLES Classroom objects

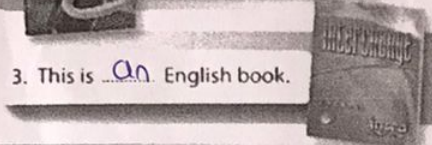
A Listen. Complete these sentences with a or an.

articles
an + vowel sound
a + consonant sound



1. This is a book.

2. This is an eraser.



3. This is an English book.

4. This is a marker.



5. This is a notebook.







6. This is a clock.

6/2/22

1.4.- Use of This and These / It and They

This/these, it/they; plurals

 <p>This is a clock. Este es un reloj</p>	 <p>Que es esto? What's this? It's an earring. Esto es un arete</p>	<p>It's - It is They're - They are</p>
 <p>These are clocks. Estos son relojes Is = uno Are = varios</p>	 <p>What are these? They're earrings. Que son estos? Estos son aretes</p>	

This = Este es
These = Estos

p


Complete these conversations. Then practice with a partner.



1. A: What are these? *Que son estos*
 B: They're keys.



2. A: What ^{que} is this?
 B: It's a map.



3. A: What are these?
 B: They're backpacks.



4. A: What is this?
 B: It's a watch.



5. A: What is this?
 B: It's an umbrella.



6. A: What are these?
 B: They're sunglasses.

1 This/these; it/they; plurals

- ▶ Don't use a contraction with *What + are*: **What are these?** (NOT: *What're these?*)
- ▶ Use *this* with singular nouns: **This is a book.** Use *these* with plural nouns: **These are earrings.**


Circle the correct words.

- A: **What's** / **What are** these?
 B: **It's** / **They're** my earring / **earrings**.
- A: **What's** / **What are** this?
 B: **It's** / **They're** a / **an** cell phone.
- A: **What's this** / **these**?
 B: **It's** / **They're** a / **an** address book.

Sheet 2

UDS

Complete the questions with this or these. Then answer the questions.



1. A: What's this ?
B: It's a camera.

2. A: What's This ?
B: It's a clock.

3. A: What are These ?
B: They're earrings.



4. A: What are these ?
B: these are markers.

5. A: What are these ?
B: these are sunglasses.

6. A: What's this ?
B: It's an ID.

Complete the conversation. Use the words in the box.

<input type="checkbox"/> a	<input type="checkbox"/> 's	<input type="checkbox"/> this	<input type="checkbox"/> they	<input type="checkbox"/> you
<input type="checkbox"/> an	<input checked="" type="checkbox"/> it's	<input type="checkbox"/> these	<input type="checkbox"/> they're	<input type="checkbox"/> you're

Dana: Wow! What's this?

Chris: It's a purse.

Dana: Oh, cool. Thank _____, Chris.

Chris: _____ welcome.

Eva: Now open _____ box.

Dana: OK. What _____ this?

Eva: It's _____ scarf.

Dana: Oh, thank you, Eva. And what are _____ ?

Eva: _____ 're earrings.

Dana: Thanks! _____ great!

Amy: Open this, too!

Dana: Oh, it's _____ umbrella. Thanks, Amy!




Tarea

Complete the sentences. Use the prepositions in the box.

- behind in in front of next to on under



1. La billetera está en el monedero la the purse.




2. The chair is behind the desk. *gilla escritorio*



3. The glasses are in the chair.



4. The cell phone is under the table.



5. The map is in front of the briefcase.




6. The keys are next to the umbrella.

CONVERSATION *Oh, no!*

⊙ Listen and practice.

Kate: Oh, no! Where are my car keys?
 Joe: I don't know. Are they in your purse?
 Kate: No, they're not.
 Joe: Maybe they're on the table in the restaurant.

Server: Excuse me. Are these your keys?
 Kate: Yes, they are. Thank you!
 Server: You're welcome. And is this your wallet?
 Kate: Hmm. No, it's not. Where's your wallet, Joe?
 Joe: It's in my pocket. . . . Wait a minute! That *is* my wallet!




1.5.- Prepositions of place

WORD POWER *Prepositions; article the*

A ⊙ Listen and practice.

Significado traducción

Donde estan las llaves
 Where are the keys?
 The keys are in the box.
 las llaves están en la caja



in en



in front of

enfrente de



behind

Detrás



on

en



next to

Junto a



under

Por debajo

p