

Merari Abigail Sanchez Alfaro.

1B.

UDS

1.3.- Article a, an

ARTICLES Classroom objects

A Listen. Complete these sentences with *a* or *an*.



1. This is a book.

articles
an + vowel sound
a + consonant sound

2. This is a eraser.

3. This is a English book.

4. This is a marker.



5. This is a notebook.



6. This is a clock.

~~1.3.1~~

1.4.- Use of This and These / It and They

This/these, it/they; plurals



This is a clock.


este es un reloj.

que es esto
What's this?

It's an earring.

este es un arete.

It's = It is
They're = They are



These are clocks.

Estos son relojes.

que son estas
What are these?

They're earrings.

estas son aretes

Merari Abigail Sanchez Alfaro.
1 B.

UDS

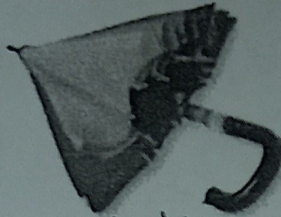
Complete these conversations. Then practice with a partner.



1. A: What are these..... ?
B: They're keys.....

2. A: What is this..... ?
B: it's a map.....

3. A: What are these? ✓
B: they're bag pack



4. A: What is this..... ?
B: it's a watch..... ✓

5. A: What is this..... ?
B: it's an umbrella.....

6. A: What is this..... ?
B: they're sunglasses..... ✓

1 This/these; it/they; plurals

- ▶ Don't use a contraction with *What + are*: **What are these?** (NOT: **What're these?**)
- ▶ Use *this* with singular nouns: **This is a book.** Use *these* with plural nouns: **These are earrings.**

Circle the correct words.


- A: **What's** / **What are** these?
B: **It's** / **They're** my **earring** / **earrings**.
- A: **What's** / **What are** this?
B: **It's** / **They're** a / an cell phone.
- A: **What's** **this** / **these**?
B: **It's** / **They're** a / **an** address book.

Handwritten signature: Merari

CONVERSATION Oh, no!

Listen and practice.

Kate: Oh, no! Where are my car keys?
Joe: I don't know. Are they in your purse?
Kate: No, they're not.
Joe: Maybe they're on the table in the restaurant.
Server: Excuse me. Are these your keys?
Kate: Yes, they are. Thank you!
Server: You're welcome. And is this your wallet?
Kate: Hmm. No, it's not. Where's your wallet, Joe?
Joe: It's in my pocket. . . . Wait a minute! That is my wallet!



1.5.- Prepositions of place

WORD POWER Prepositions; article the

Listen and practice.

Where are the keys?
The keys are in the box.



behind
A tras .



on
Arriba



next to
Alado



under
Abajo




dentro
in




In front of
enfrente

Complete the sentences. Use the prepositions in the box.

- behind
 in
 in front of
 next to
 on
 under




1. The wallet is in the purse.



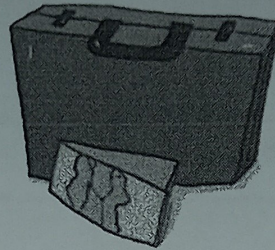
2. The chair is behind the desk.




3. The glasses are on the chair.



4. The cell phone is under the table.



5. The map is in front of the briefcase.



6. The keys are next to the umbrella.

Merari Abigail Sanchez Alfaro.
1 B.

~~Noted~~

UDS



Complete the questions with this or these. Then answer the questions.



1. A: What's this ?
B: It's a camera.

2. A: What's this ?
B: It's a clock.

3. A: What are these ?
B: They're earrings.



4. A: What are these ?
B: They're pens.

5. A: What are these ?
B: They're sunglasses.

6. A: What's this ?
B: It's an ID.

Complete the conversation. Use the words in the box.

<input type="checkbox"/> a	<input type="checkbox"/> 's	<input type="checkbox"/> this	<input type="checkbox"/> they	<input type="checkbox"/> you
<input type="checkbox"/> an	<input checked="" type="checkbox"/> it's	<input type="checkbox"/> these	<input type="checkbox"/> they're	<input type="checkbox"/> you're

Dana: Wow! What's this?

Chris: It's a purse.

Dana: Oh, cool. Thank _____, Chris.

Chris: _____ welcome.

Eva: Now open _____ box.

Dana: OK. What _____ this?

Eva: It's _____ scarf.

Dana: Oh, thank you, Eva. And what are _____ ?

Eva: _____ 're earrings.

Dana: Thanks! _____ great!

Amy: Open this, too!

Dana: Oh, it's _____ umbrella. Thanks, Amy!

