



Mi Universidad

Ensayo

Nombre del Alumno: YASELI CRUZ GIRÓN

Parcial: I

Nombre de la Materia: INGLÉS

Nombre del profesor: ANA LAURA TORRES CULEBRO

Nombre de la Licenciatura: ENFERMERÍA

Cuatrimestre: I

Yasok Cruz Giron 1^a "B"

UDS

1.3.- Article a, an

ARTICLES Classroom objects

A Listen. Complete these sentences with a or an.

articles
an + vowel sound
a + consonant sound

1. This is a book.

2. This is an eraser.

3. This is an English book.

4. This is a marker.





5. This is a notebook.

6. This is a clock.

Handwritten notes:
1-2-3-4
4

1.4.- Use of This and These / It and They

This/these, it/they: plurals

 This is a clock. Este es un reloj.	 ¿Que es esto? What's this ? It's an earring. Esto es un arete.	It's - It is They're - They are
 These are clocks. Estos son relojes.	 ¿Que son estas? What are these ? They're earrings. Estos son aretes.	

UOS

CONVERSATION *Oh, no!*

🎧 Listen and practice

Kate: Oh, no! Where are my car keys?
 Joe: I don't know. Are they in your purse?
 Kate: No, they're not.
 Joe: Maybe they're on the table in the restaurant.
 Server: Excuse me. Are these your keys?
 Kate: Yes, they are. Thank you!
 Server: You're welcome. And is this your wallet?
 Kate: Hmm. No, it's not. Where's your wallet, Joe?
 Joe: It's in my pocket. ... Wait a minute! That is my wallet!



1.5.- Prepositions of place

WORD POWER *Prepositions; article the*

A 🎧 Listen and practice

¿Dónde están las llaves?
 Where are the keys?
 The keys are in the box.
 Las llaves están en la caja.



behind
Detrás



on
sobre

de (en)
dentro



next to
(Junto a)
al lado de




in front of (en frente de)




under
(por debajo)

UDS


Complete these conversations. Then practice with a partner.




1. A: What are these?
B: They're keys.




2. A: What ^{is} this?
B: It is a map.




3. A: What are these?
B: They're bag packs.



4. A: What is this?
B: It is a watch.



5. A: What is this?
B: It is an umbrella.



6. A: What are these?
B: They're sunglasses.

1 This/these; it/they; plurals

- ▶ Don't use a contraction with *What + are*: **What are these?** (NOT: **What're these?**)
- ▶ Use *this* with singular nouns: **This is a book.** Use *these* with plural nouns: **These are earrings.**

Circle the correct words.

1. A: What's / What are these?
B: It's / They're my earring / earrings.
2. A: What's / What are this?
B: It's / They're a / an cell phone.
3. A: What's this / these?
B: It's / They're a / an address book.

UDS

UDS

Complete the questions with this or these. Then answer the questions.



1. A: What's this?
B: It's a camera.

2. A: What's this?
B: It is a clock.

3. A: What are these?
B: They're earrings.



4. A: What are these?
B: They're markers.

5. A: What are these?
B: They're sunglasses.

6. A: What's this?
B: It's an id.

Complete the conversation. Use the words in the box.

<input type="checkbox"/> a	<input type="checkbox"/> 's	<input type="checkbox"/> this	<input type="checkbox"/> they	<input type="checkbox"/> you
<input type="checkbox"/> an	<input checked="" type="checkbox"/> it's	<input checked="" type="checkbox"/> these	<input type="checkbox"/> they're	<input type="checkbox"/> you're

Dana: Wow! What's this?
Chris: It's a purse.
Dana: Oh, cool. Thank you, Chris.
Chris: welcome.
Eva: Now open box.
Dana: OK. What is this?
Eva: It's a scarf.
Dana: Oh, thank you, Eva. And what are these?
Eva: They're earrings.
Dana: Thanks! great!
Amy: Open this, too!
Dana: Oh, it's an umbrella. Thanks, Amy!

