



Mi Universidad

Ensayo

Nombre del Alumno: Karla Hernandez Yañez

Nombre del tema: Verbo to be

Parcial: Primero

Nombre de la Materia: Ingles I

Nombre del profesor: Ana Laura Culebro Torres

Nombre de la Licenciatura: Enfermeria

Cuatrimestre: 1° B


1.3.- Article a, an

October 29 th.


ARTICLES Classroom objects

A Listen. Complete these sentences with *a* or *an*.

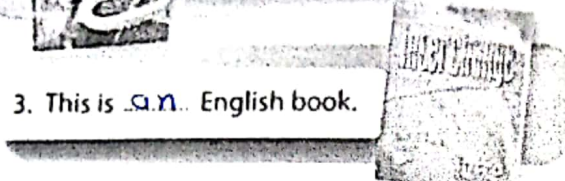
articles
an + vowel sound
a + consonant sound




1. This is a book.




2. This is an eraser.




3. This is an English book.



4. This is a marker.



5. This is a notebook.




6. This is a clock.


October 29

1.4.- Use of This and These / It and They

This/these, It/they, plurals




This is a clock.
Este es un reloj



These are clocks.
Estos son relojes.

What's this?
It's an earring.
Que es esto?
Esto es un arete



What are these?
They're earrings.
Que son estos?
Estos son aretes

It's = It is
They're = They are

Are - Varios
 Is - Uno
 This - Este
 These - Estos




Complete these conversations. Then practice with a partner.



1. A: What are these ?
B: They're keys.




2. A: What is this ?
B: it's a map.



3. A: What are these ?
B: These are backpacks
They're



4. A: What is this ?
B: this is a watch.



5. A: What is this ?
B: it's an umbrella



6. A: What are these ?
B: These are glasses
They're


it's

1 This/these; it/they; plurals

- ▶ Don't use a contraction with *What + are*: **What are these?** (NOT: ~~What're these?~~)
- ▶ Use *this* with singular nouns: **This is a book.** Use *these* with plural nouns: **These are earrings.**

Circle the correct words.

1. A: ~~What's~~ / What are these?
B: It's / They're my earring / earrings.
2. A: What's / What are this?
B: It's / They're a / an cell phone.
3. A: What's this / these?
B: It's / They're a / an address book.



CONVERSATION Oh, no!

◉ Listen and practice.

Kate: Oh, no! Where are my car keys?
Joe: I don't know. Are they in your purse?
Kate: No, they're not.
Joe: Maybe they're on the table in the restaurant.

Server: Excuse me. Are these your keys?
Kate: Yes, they are. Thank you!
Server: You're welcome. And is this your wallet?
Kate: Hmm. No, it's not. Where's your wallet, Joe?
Joe: It's in my pocket. . . . Wait a minute! That *is* my wallet!



1.5.- Prepositions of place


WORD POWER Prepositions; article the

A ◉ Listen and practice.

Donde están las llaves

Where are the keys?
The keys are in the box.

Las llaves están en la caja.




behind

Detrás




on

en




in en




In front of

en frente de



next to

junto a



under

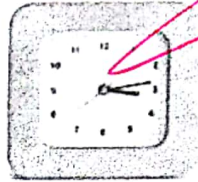

por debajo



KARLA HERNANDEZ YANEZ 1º B

UDS

Complete the questions with this or these. Then answer the questions.



1. A: What's this ?
B: It's a camera .

2. A: What's this ?
B: it's a clock .

3. A: What are these ?
B: ~~these~~ these are earrings



4. A: What are these ?
B: these are markers

5. A: What are these ?
B: these are sunglasses

6. A: What's this ?
B: It's an ID .

Complete the conversation. Use the words in the box.

- | | | | | |
|-----------------------------|--|--------------------------------|----------------------------------|---------------------------------|
| <input type="checkbox"/> a | <input type="checkbox"/> 's | <input type="checkbox"/> this | <input type="checkbox"/> they | <input type="checkbox"/> you |
| <input type="checkbox"/> an | <input checked="" type="checkbox"/> it's | <input type="checkbox"/> these | <input type="checkbox"/> they're | <input type="checkbox"/> you're |



Dana: Wow! What's this?

Chris: It's a purse.

Dana: Oh, cool. Thank _____, Chris.

Chris: _____ welcome.

Eva: Now open _____ box.

Dana: OK. What _____ this?

Eva: It's _____ scarf.

Dana: Oh, thank you, Eva. And what are _____ ?

Eva: _____ 're earrings.

Dana: Thanks! _____ great!

Amy: Open this, too!

Dana: Oh, it's _____ umbrella. Thanks, Amy!

