



**Mi Universidad**

**STUDENT'S NAME: ROSEMBERG  
ENRIQUE ARGÜELLO MÉRIDA**

**SUBJECT: IT'S NICE TO MEET  
TO**

**MODULAR: 1**

**MATTER: ENGLISH 1**


**TEACHER'S NAME: LIC. JEZABEL  
IVONNE SILVESTRE MONTEJO**

**BACHERLOR'S DEGREE:  
PSYCHOLOGY**

Complete the conversations. Use the words in the box.

- |   |  |   |  |  |
|---|--|---|--|--|
| <input checked="" type="checkbox"/> am  | <input checked="" type="checkbox"/> he's | <input checked="" type="checkbox"/> I'm not | <input checked="" type="checkbox"/> it's | <input checked="" type="checkbox"/> you    |
| <input checked="" type="checkbox"/> are | <input checked="" type="checkbox"/> I'm  | <input checked="" type="checkbox"/> is      | <input checked="" type="checkbox"/> me   | <input checked="" type="checkbox"/> you're |


1. Debra: Excuse me. Are you James Lawson?  
 Kevin: No, I'm not. he's over there.  
 Debra: Oh, I'm sorry.
2. Debra: Excuse me. are you James Lawson?  
 James: Yes, I am.  
 Debra: Hi, James. My name is Debra Marks.  
 James: Oh, you're in my English class.  
 Debra: That's right. It's nice to meet you.  
 James: Nice to meet you, too.



Complete the conversation. Use the questions in the box.

- |  |   |
|--|---|
| <input checked="" type="checkbox"/> What's your name?                    | <input type="checkbox"/> And what's your email address?               |
| <input checked="" type="checkbox"/> And how do you spell your last name? | <input checked="" type="checkbox"/> What's your phone number?         |
| <input checked="" type="checkbox"/> Are you Ashley Nevins?               | <input checked="" type="checkbox"/> How do you spell your first name? |

- A: Hi. Are you Ashley Nevins?  
 B: No, I'm not.  
 A: Oh, I'm sorry. What's your name?  
 B: Kerry Moore.  
 A: How do you spell your first name?  
 B: K-E-R-R-Y.  
 A: And how do you spell your last name?  
 B: M-O-O-R-E.  
 A: What's your phone number?  
 B: It's 618-555-7120.  
 A: And what's your email address?  
 B: It's kmoore19@cup.org.



**Hello and good-bye!**


**A** Complete the conversations. Use the words in parentheses.

- |  |  |
|--|--|
| 1. A: <u>Hi. How are you?</u><br>(Hi. / Excuse me.) How are you?<br>B: I'm fine, thanks. | 3. A: <u>Are you Soo-mi Kim?</u><br>(Excuse me. / Thank you.) Are you Soo-mi Kim?<br>B: Yes, I am. |
| 2. A: <u>Good bye</u><br>(Hello. / Good-bye.)<br>B: See you tomorrow.                    | 4. A: <u>Good evening</u><br>(Good evening. / Good night.)<br>B: Hello.                            |

**What are these things?**

**A** What's in the picture? Write the things.

1. a bag
2. an umbrella
3. a laptop
4. a mobil phone
5. a book
6. a portfolio
7. a hairbrush
8. a trash can



**B** What's in the picture? Write sentences.

1. This is a bag.
2. This is an umbrella
3. This is a laptop
4. This is a mobil phone
5. This is a book
6. This is a portfolio
7. This is a hairbrush
8. This is a trash can




Complete the sentences. Use the prepositions in the box.

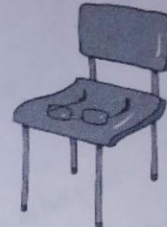
behind    in    in front of    next to    on    under




1. The wallet is in the purse.



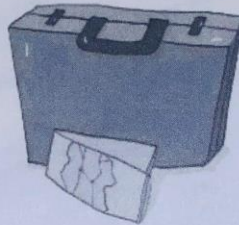
2. The chair is behind the desk.




3. The glasses are on the chair.



4. The cell phone is under the table.



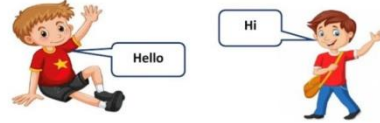

5. The map is in front of the briefcase.



6. The keys are next to the umbrella.

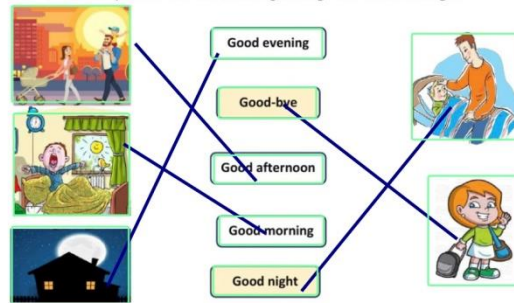
# Nice to meet you!

10/10

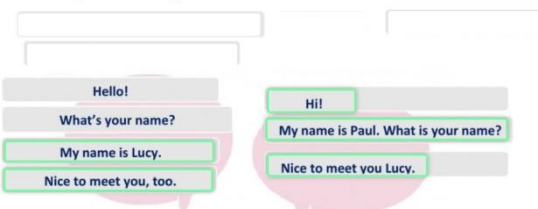


LIVEWORKSHEETS

Match the picture and the formal greetings and leave takings.



Complete the dialogue:



LIVEWORKSHEETS

LINK  
1

QUESTIONNAIRE

JUEGO COMPLETADO

Puntuación **11 / 11** Hora **1:02**

Tabla de clasificación

Mostrar respuestas

Volver a empezar

on in above

D behind E in front of F under ✓

Speaker icon and full screen icon

Detailed description: This is a screenshot of a game completion screen. At the top, it says 'JUEGO COMPLETADO'. Below that, it shows the score 'Puntuación 11 / 11' and the time 'Hora 1:02'. There are three buttons: 'Tabla de clasificación', 'Mostrar respuestas', and 'Volver a empezar'. Below the buttons is a grid of six boxes. The top row has three boxes with the words 'on', 'in', and 'above'. The bottom row has three boxes with 'D behind', 'E in front of', and 'F under'. The 'F under' box has a green checkmark. At the bottom right, there are icons for a speaker and full screen.

OPEN THE BOX

JUEGO COMPLETADO

Puntuación **11 / 11** Hora **2:34**

Tabla de clasificación

Mostrar respuestas

Volver a empezar

Where is the cat? It is \_\_\_\_\_ the box.

Where is the elephant? It is \_\_\_\_\_ the chair.

Where is Max? It is \_\_\_\_\_ the table. ✓

Where is the ball? It is \_\_\_\_\_ the box. ✓

Speaker icon and full screen icon

Detailed description: This is a screenshot of a game completion screen. At the top, it says 'JUEGO COMPLETADO'. Below that, it shows the score 'Puntuación 11 / 11' and the time 'Hora 2:34'. There are three buttons: 'Tabla de clasificación', 'Mostrar respuestas', and 'Volver a empezar'. Below the buttons is a grid of six boxes. The top row has three boxes with images of a cat, an elephant, and a table, and the text 'Where is the cat? It is \_\_\_\_\_ the box.'. The bottom row has two boxes with images of a table and a box, and the text 'Where is Max? It is \_\_\_\_\_ the table. ✓' and 'Where is the ball? It is \_\_\_\_\_ the box. ✓'. At the bottom right, there are icons for a speaker and full screen.

CONTEST GAME

