



Mi Universidad

NOMBRE DEL ALUMNO: Ana María Morales Hernández

TEMA: IT'S NICE TO MEET YOU

PARCIAL: primer parcial

MATERIA: ingles I

NOMBRE DEL PROFESOR: Jezabel Ivonne silvestre Montejo

LICENCIATURA: psicología

Complete the conversations. Use the words in the box.

am he's I'm not it's you
 are I'm is me you're


1. Debra: Excuse me. Are you James Lawson?
Kevin: No, I'm not over there.
Debra: Oh, I'm sorry.
2. Debra: Excuse me. Are you James Lawson?
James: Yes, I am.
Debra: Hi, James. My name is Debra Marks.
James: Oh, you're in my English class.
Debra: That's right. It's nice to meet you.
James: Nice to meet you, too.



Complete the conversation. Use the questions in the box.

- What's your name?
 And how do you spell your last name?
 Are you Ashley Nevins?
 And what's your email address?
 What's your phone number?
 How do you spell your first name?

- A: Hi. Are you Ashley Nevins?
B: No, I'm not.
A: Oh, I'm sorry. What's your name?
B: Kerry Moore.
A: How do you spell your first name?
B: K-E-R-R-Y.
A: And how do you spell your last name?
B: M-O-O-R-E.
A: What's your phone number?
B: It's 618-555-7120.
A: And what's your email address?
B: It's kmoore19@cup.org.



Hello and good-bye!

A Complete the conversations. Use the words in parentheses.

1. A: Hi. How are you?
(Hi. / Excuse me.) How are you?
B: I'm fine, thanks.

3. A: Excuse me. Are you Soo-mi Kim?
(Excuse me. / Thank you.) Are you Soo-mi Kim?
B: Yes, I am.

2. A: Good-bye see you tomorrow.
(Hello. / Good-bye.)
B: See you tomorrow.

A: Good evening.
(Good evening. / Good night.)
B: Hello.

What are these things?

A What's in the picture? Write the things.

1. a bag
2. an umbrella
3. a computer
4. a cell phone
5. a book
6. a briefcase
7. a brush
8. a trash can



B What's in the picture? Write sentences.


1. This is a bag
2. this is an umbrella
3. this is a computer
4. this is a cell phone
5. this is a book
6. this is a briefcase
7. this is a brush
8. this is a trash can

Complete the sentences. Use the prepositions in the box.

- behind in in front of next to on under



1. The wallet is in the purse.




2. The chair is behind the desk.



3. The glasses are on the chair.



4. The cell phone is under the table.



5. The map is in front of the briefcase.



6. The keys are next to the umbrella.

Nice to meet you!

10/10
LISTEN AND REPEAT
Greetings



Good morning



Good afternoon



Good evening



Hello



Hi

Leave takings



Good-bye



See you later



See you tomorrow



Good night

Other expressions



How are you?

Fine, thanks



My name is Tom.

Nice to meet you, too Ana.

Nice to meet you Tom.

I am Ana.

LIVEWORKSHEETS

Match the picture and the formal greetings and leave takings.



Good evening



¡Entra, Encuentra tu Licenciatura e Inscríbete Ahora!

ABRIR

JUEGO COMPLETADO

Puntuación

11/11

Hora

1:25

Tabla de clasificación

Mostrar respuestas

Volver a empezar



JUEGO COMPLETADO

Puntuación

1635

ERES EL 1.º EN LA TABLA CLASIFICACIÓN

Tabla de clasificación

Mostrar respuestas

Volver a empezar

