



Mi Universidad

activity |

student's name:

theme: The verb be

partial: 1

matter: Englisch

***teacher's name: Jezabel Ivonne silvestre
Montejo***

bachelor's degree: psychology


four-month period: 1

Complete the conversations. Use the words in the box.

- | | | | | |
|------------------------------|-------------------------------|----------------------------------|--|---------------------------------|
| <input type="checkbox"/> am | <input type="checkbox"/> he's | <input type="checkbox"/> I'm not | <input type="checkbox"/> it's | <input type="checkbox"/> you |
| <input type="checkbox"/> are | <input type="checkbox"/> I'm | <input type="checkbox"/> is | <input checked="" type="checkbox"/> me | <input type="checkbox"/> you're |
| son | es | es | yo | estas |

1. Debra: Excuse me. Are you James Lawson?
 Kevin: No, I'm not. he's over there.
 Debra: Oh, I'm sorry.


2. Debra: Excuse me. are you James Lawson?
 James: Yes, I am.
 Debra: Hi, James. My name is Debra Marks.
 James: Oh, you are in my English class.
 Debra: That's right. It's nice to meet you.
 James: Nice to meet you, too.



Complete the conversation. Use the questions in the box.

- | | |
|---|--|
| <input type="checkbox"/> What's your name? | <input type="checkbox"/> And what's your email address? |
| <input type="checkbox"/> And how do you spell your last name? | <input type="checkbox"/> What's your phone number? |
| <input checked="" type="checkbox"/> Are you Ashley Nevins? | <input type="checkbox"/> How do you spell your first name? |

A: Hi. Are you Ashley Nevins?
 B: No, I'm not.
 A: Oh, I'm sorry. What's your name
 B: Kerry Moore.
 A: How do you spell your first name?
 B: K-E-R-R-Y.
 A: and how do you spell your last name
 B: M-O-O-R-E.
 A: What's your phone number?
 B: It's 618-555-7120.
 A: and what's your email address?
 B: It's kmoore19@cup.org.



Hello and good-bye!

A Complete the conversations. Use the words in parentheses.

1. A: Hi. How are you?
(Hi. / Excuse me.) How are you?

B: I'm fine, thanks.

2. A: Good bye
(Hello. / Good-bye.)

B: See you tomorrow.

3. A: Excuse me
(Excuse me. / Thank you.) Are you Soo-mi Kim?

B: Yes, I am.


4. A: Good evening
(Good evening. / Good night.)

B: Hello.

What are these things?

A What's in the picture? Write the things.

1. a bag
2. a umbrella
3. a computer
4. a smartphone
5. a book
6. a briefcase
7. a hair brush
8. a trash can



B What's in the picture? Write sentences.

1. This is a bag.
2. This is a umbrella
3. This is a computer
4. This is a smartphone
5. This is a book
6. this is a briefcase
7. this is a hair brush
8. this is a Trash can



2011


UDS

Complete the sentences. Use the prepositions in the box.


- behind in in front of next to on under




1. The wallet is in the purse.




2. The chair is behind the desk.



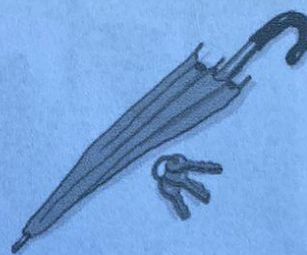
3. The glasses are on the chair.



4. The cell phone is under the table.



5. The map is next to the briefcase.



6. The keys are in front of the umbrella.

Match the picture and the formal greetings and leave takings.

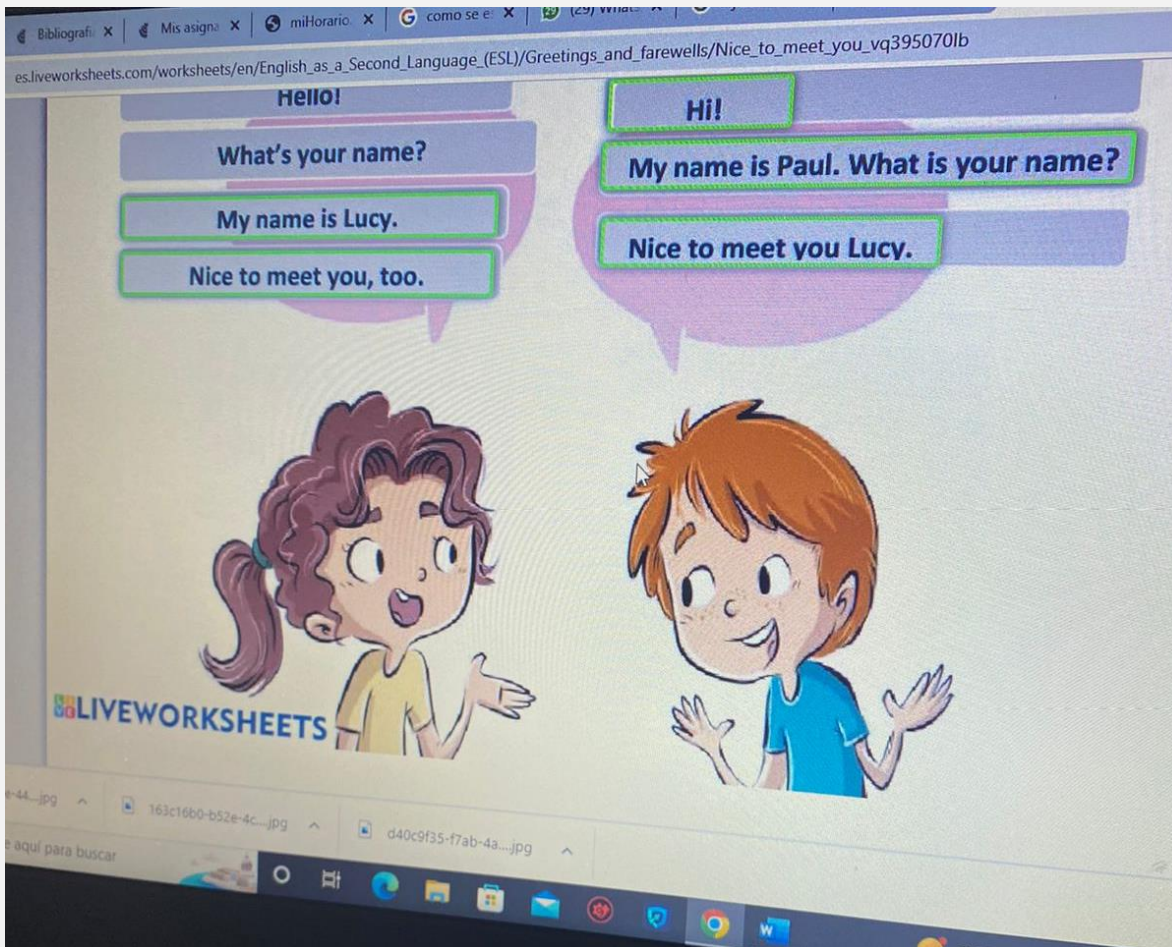
Good evening

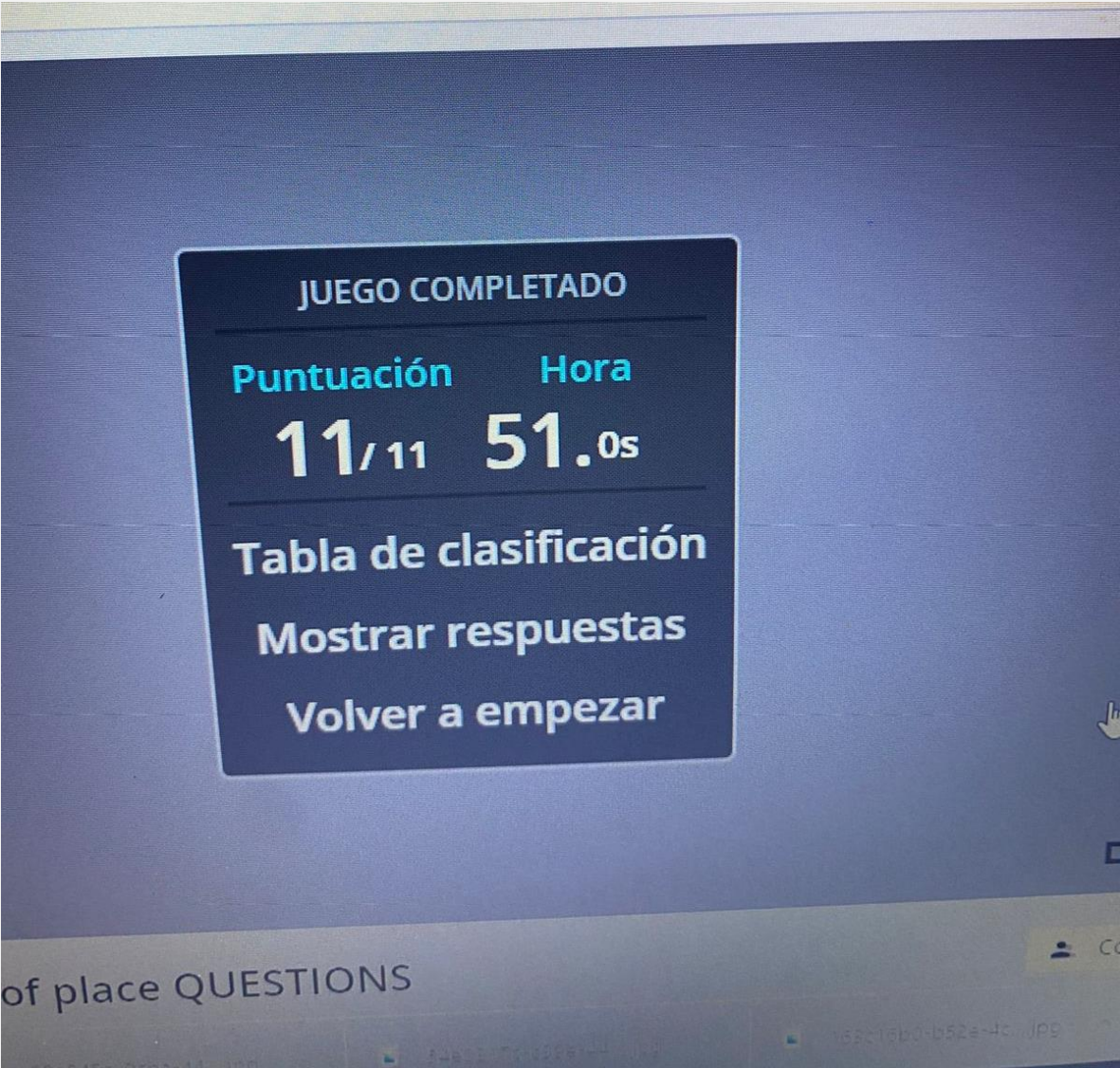
Good-by

Good afternoon

Good morning

Good night





6/prepositions-of-place-questions

forma más rápida

Inicio Características Pl

JUEGO COMPLETADO

Puntuación	Hora
11/11	51.0s

Tabla de clasificación

Mostrar respuestas

Volver a empezar