



Nombre del alumno:

Yarix Karina Escobar González

Nombre del profesor:

Lic. Jezabel Ivonne Silvestre Montejo

Nombre del trabajo:

It's nice to meet you

Materia:

Ingles I

Grado:

Primer cuatrimestre

PASIÓN POR EDUCAR

Frontera Comalapa, Chiapas a 23 de septiembre de 2022.

Complete the conversations. Use the words in the box.

- | | | | | |
|---|--|---|--|--|
| <input checked="" type="checkbox"/> am | <input checked="" type="checkbox"/> he's | <input checked="" type="checkbox"/> I'm not | <input checked="" type="checkbox"/> it's | <input checked="" type="checkbox"/> you |
| <input checked="" type="checkbox"/> are | <input checked="" type="checkbox"/> I'm | <input checked="" type="checkbox"/> is | <input checked="" type="checkbox"/> me | <input checked="" type="checkbox"/> you're |

1. Debra: Excuse me. Are you James Lawson?
 Kevin: No, I'm not. hers over there.
 Debra: Oh, I'm sorry.
2. Debra: Excuse me. are you James Lawson?
 James: Yes, I am.
 Debra: Hi, James. My name is Debra Marks.
 James: Oh, you're in my English class.
 Debra: That's right. it's nice to meet you.
 James: Nice to meet you, too.



Complete the conversation. Use the questions in the box.

- | | |
|--|---|
| <input checked="" type="checkbox"/> What's your name? | <input type="checkbox"/> And what's your email address? |
| <input checked="" type="checkbox"/> And how do you spell your last name? | <input checked="" type="checkbox"/> What's your phone number? |
| <input checked="" type="checkbox"/> Are you Ashley Nevins? | <input checked="" type="checkbox"/> How do you spell your first name? |

- A: Hi. Are you Ashley Nevins?
 B: No, I'm not.
 A: Oh, I'm sorry. What's your name?
 B: Kerry Moore.
 A: How do you spell your first name?
 B: K-E-R-R-Y.
 A: And how do you spell your last name?
 B: M-O-O-R-E.
 A: What's your phone number?
 B: It's 618-555-7120.
 A: And what's your email address?
 B: It's kmoore19@cup.org.



Hello and good-bye!

A Complete the conversations. Use the words in parentheses.

1. A: Hi, How are you?
(Hi. / Excuse me.) How are you?

B: I'm fine, thanks.

2. A: Good-bye
(Hello. / Good-bye.)

B: See you tomorrow.

3. A: excuse me, Are you soo-mi Kim?
(Excuse me. / Thank you.) Are you Soo-mi Kim?

B: Yes, I am.

4. A: Good evening
(Good evening. / Good night.)

B: Hello.

What are these things?

A What's in the picture? Write the things.

1. a bag
2. An umbrella
3. a laptop
4. a phone
5. a book
6. a case
7. a brush
8. a trash can



B What's in the picture? Write sentences.

1. This is a bag.
2. This is an umbrella
3. there is a laptop
4. This is a phone
5. This is a book
6. This is a case
7. This is a brush
8. This is a trash can

Complete the sentences. Use the prepositions in the box.

- behind
 in
 in front of
 next to
 on
 under




1. The wallet is in the purse.




2. The chair is behind the desk.



3. The glasses are on the chair.



4. The cell phone is under the table.



5. The map is in front of the briefcase.



6. The keys are Next to the umbrella.

Nice to meet you!

10/10
LISTEN AND REPEAT
Greetings



Good morning



Good afternoon



Good evening



Hello



Hi

Leave takings



Good-bye

Bye!



See you later



See you tomorrow



Good night

Other expressions



How are you?

Fine, thanks



Nice to meet you, too Ana.

Nice to meet you Tom.

My name is Tom.

I am Ana.

LIVWORKSHEETS

Match the picture and the formal greetings and leave takings.











Good evening

Good-bye



Mostrar respuestas ✓ 11

- 1  *Where is Max?
It is _____
the table.* under ✓
- 2  *Where is the cat?
It is _____
the table.* on ✓
- 3  *Where
is the dog? It is
_____ the tree.* behind ✓
- 4  *Where is the ball?
It is _____
the box.* next to ✓
- 5  *Where is the cat?
It is _____
the dogs.* between ✓
- 6  *Where is the cat?
It is _____
the box.* in ✓
- 7  *Where
is the dog? It is
_____ the box.* in front
of ✓
- 8  *Where is the
ball? The girl is
_____ the box.* near ✓



Atrás

