

# UDS

Materia: Inglés.

Docente: Lic. Susan Mena.

Alumna: E. Adriana Gómez Martínez.

Carrera: Lic en Psicología.

Grado: 1<sup>er</sup> Cuatrimestre.

### Hello and good-bye!

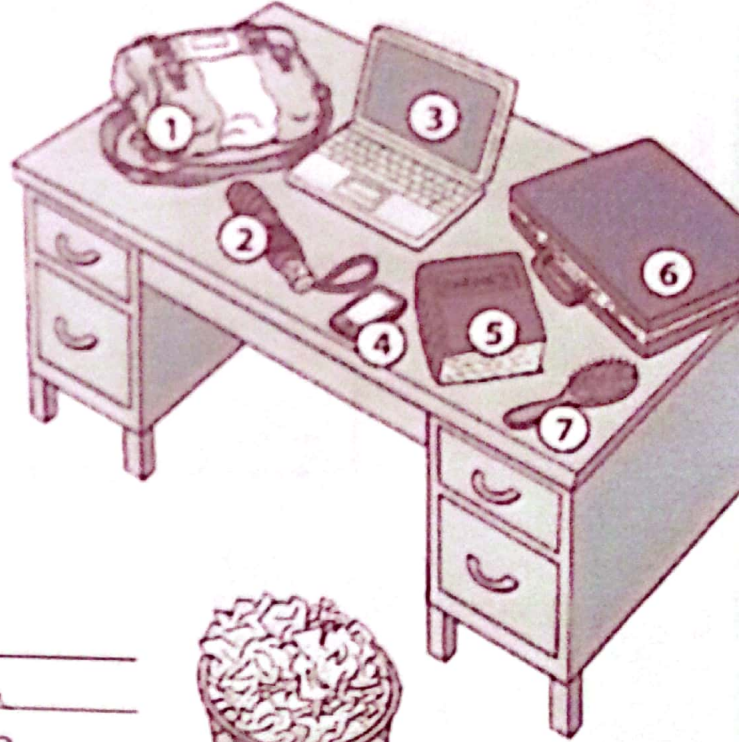
**A** Complete the conversations. Use the words in parentheses.

- |                                                                            |                                                                               |
|----------------------------------------------------------------------------|-------------------------------------------------------------------------------|
| 1. A: <u>Hi</u><br>(Hi. / Excuse me.) How are you?<br>B: I'm fine, thanks. | 3. A: _____<br>(Excuse me. / Thank you.) Are you Soo-mi Kim?<br>B: Yes, I am. |
| 2. A: _____<br>(Hello. / Good-bye.)<br>B: See you tomorrow.                | 4. A: _____<br>(Good evening. / Good night.)<br>B: Hello.                     |

### What are these things?

**A** What's in the picture? Write the things.

- a bag
- an umbrella
- a laptop
- a cell phone
- a Book
- a Briefcase
- a brush
- a trash can.



**B** What's in the picture? Write sentences.

- This is a bag
- this is an umbrella
- this is a laptop
- this is a cell phone
- This is a Book
- this is a briefcase
- this is a brush
- this is a trash can.

# ARTICLES Classroom objects

A B Listen. Complete these sentences with a or an.

write @  
an = vowel sound  
a = consonant sound



1. This is a book.



2. This is an eraser.

3. This is an English book.



4. This is a marker.



5. This is a notebook.



6. This is a clock.

# GRAMMAR FOCUS

This/ these / it/ they; plural @



This is a clock.

What's this?  
It's an earring.

It's = It is  
They're = They are



These are clocks.



What are these?  
They're earrings.

Complete these conversations. Then practice with a partner.



1. A: What are these?  
B: These are gloves.



2. A: What is this?  
B: It's a map.



3. A: What are these?  
B: They're backpacks.



4. A: What is this?  
B: It's a watch.



5. A: What is this?  
B: It's an umbrella.




6. A: What are these?  
B: They're sunglasses.

**WORD POWER** Prepositions; article the

26-11-22

**A** Listen and practice

Where are the keys?  
The keys are in the box.



**B** Complete these sentences. Then listen and check your answers



1. The books are in the book bag.




2. The cell phone is next to the brush.



3. The map is under the newspaper.



4. The chair is behind the table.



5. The wallet is on the notebook.




6. The sunglasses are in front of the purse.

**C PAIR WORK** Ask and answer questions about the pictures in part B.

- A: Where are the books?
- B: They're in the book bag.

26-11-22.

Complete the questions with this or these. Then answer the questions.



1. A: What's this ?  
B: It's a camera.

2. A: What's This ?  
B: It's a clock.

3. A: What are these ?  
B: They're earrings.



4. A: What are thi's ?  
B: They're Markers.

5. A: What are these's ?  
B: they're Sunylasses.

6. A: What's This ?  
B: It's a passport.

Complete the conversation. Use the words in the box.

- |                             |                                          |                                |                                  |                                 |
|-----------------------------|------------------------------------------|--------------------------------|----------------------------------|---------------------------------|
| <input type="checkbox"/> a  | <input type="checkbox"/> 's              | <input type="checkbox"/> this  | <input type="checkbox"/> they    | <input type="checkbox"/> you    |
| <input type="checkbox"/> an | <input checked="" type="checkbox"/> it's | <input type="checkbox"/> these | <input type="checkbox"/> they're | <input type="checkbox"/> you're |

Dana: Wow! What's this?

Chris: it's a purse.

Dana: Oh, cool. Thank \_\_\_\_\_, Chris.

Chris: \_\_\_\_\_ welcome.

Eva: Now open \_\_\_\_\_ box.

Dana: OK. What \_\_\_\_\_ this?

Eva: It's \_\_\_\_\_ scarf.

Dana: Oh, thank you, Eva. And what are \_\_\_\_\_ ?

Eva: \_\_\_\_\_ 're earrings.

Dana: Thanks! \_\_\_\_\_ great!

Amy: Open this, too!

Dana: Oh, it's \_\_\_\_\_ umbrella. Thanks, Amy!



Complete the sentences. Use the prepositions in the box.

behind     in     in front of     next to     on     under




1. The wallet is in the purse.



2. The chair is behind the desk.




3. The glasses are on the chair.



4. The cell phone is under the table.



5. The map is in front of the briefcase.




6. The keys are next to the umbrella.

03-12-

### Where are these things?

A Look at the picture. Write questions and answers about the things in parentheses.



- A: Where is the briefcase? (briefcase)  
B: It's next to the television.
- A: Where are the books? (books)  
B: They're under the table.
- A: Where is the cell phone? (cell phone)  
B: It's in the purse.
- A: Where are the keys? (keys)  
B: They're on the briefcase.
- A: Where is the camera? (camera)  
B: It's in front of the television.
- A: Where are the sunglasses?  
B: They're next to the wallet.