

Instituto = Universidad del Sureste

Maestra = Susa Mena

Alumna = Mariana Isabel Chaidez Chavez


Materia = Ingles I.

Carrera = Enfermeria.

Ocosingo, Chiapas a 25 de Septiembre del 2022.

Where are these things?

A Look at the picture. Write questions and answers about the things in parentheses.




1. A: Where is the briefcase? (briefcase)
B: It's next to the television
2. A: Where are the books? (books)
B: They're under the table
3. A: Where is the cell phone? (cell phone)
B: It's in the purse
4. A: Where are the keys? (keys)
B: They're on the briefcase
5. A: Where is the camera? (camera)
B: It's in front of the television
6. A: Where are the sunglasses? (sunglasses)
B: They're next to the wallet

Complete the sentences. Use the prepositions in the box.

- behind in in front of next to on under




1. The wallet is in the purse.




2. The chair is behind the desk.




3. The glasses are on the chair.



4. The cell phone is under the table.



5. The map is in front of the briefcase.



6. The keys are next to the umbrella.

Complete the conversations.




1. A: Where is my English dictionary?
 B: Is this in your book bag?
 A: No, it's not.
 B: Wait a minute. Is it on the desk?
 A: Yes, it is. Thank you!



2. A: Is this my newspaper?
 B: No, it not.
 It's my newspaper.
 A: Sorry. It is my newspaper?
 B: Is this under your chair?
 A: Oh, yes, it is. Thanks.



3. A: Where are my glasses?
 B: Are these in your purse?
 A: No, they're not.
 B: are they on your desk?
 A: Hmm. Yes, they are. Thanks.



4. A: this my pens on your desk?
 B: No, it not. Sorry.
 A: Hmm. Where are my pens?
 B: are they in your pocket?
 A: Let me see. Yes, they are.
 Thank you!



Complete the questions with this or these. Then answer the questions.



1. A: What's this ?
B: It's a camera .

2. A: What's this ?
B: It's a clock .

3. A: What are these ?
B: They're earrings .



4. A: What are these ?
B: they're markers .

5. A: What are these ?
B: They're sunglasses .

6. A: What's this ?
B: It's an ID card .

Complete the conversation. Use the words in the box.

- | | | | | |
|-----------------------------|--|--------------------------------|----------------------------------|---------------------------------|
| <input type="checkbox"/> a | <input type="checkbox"/> 's | <input type="checkbox"/> this | <input type="checkbox"/> they | <input type="checkbox"/> you |
| <input type="checkbox"/> an | <input checked="" type="checkbox"/> it's | <input type="checkbox"/> these | <input type="checkbox"/> they're | <input type="checkbox"/> you're |

Dana: Wow! What's this?

Chris: It's a purse.

Dana: Oh, cool. Thank 's , Chris.

Chris: They're welcome.

Eva: Now open you're box.

Dana: OK. What you this?

Eva: It's a scarf.

Dana: Oh, thank you, Eva. And what are these ?

Eva: they 're earrings.

Dana: Thanks! this great!

Amy: Open this, too!

Dana: Oh, it's an umbrella. Thanks, Amy!



Hello and good-bye!

A Complete the conversations. Use the words in parentheses.

1. A: Hi. Excuse me

(Hi. / Excuse me.) How are you?

B: I'm fine, thanks.

2. A: Good-bye

(Hello. / Good-bye.)

B: See you tomorrow.

3. A: Excuse me

(Excuse me. / Thank you.) Are you Soo-mi Kim?

B: Yes, I am.

4. A: Good evening

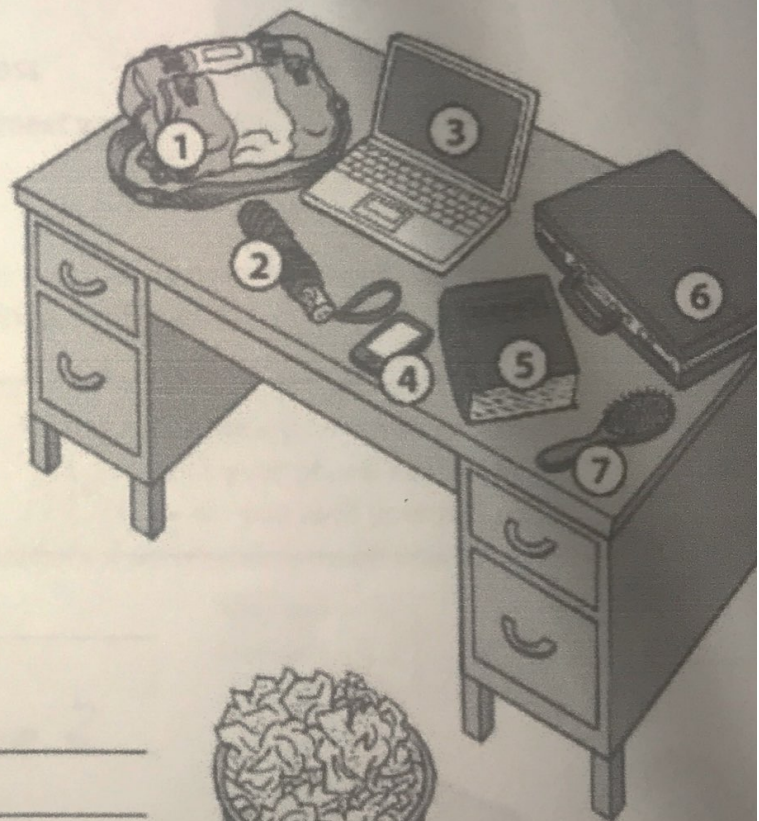
(Good evening. / Good night.)

B: Hello.

What are these things?


A What's in the picture? Write the things.

1. a bag
2. an umbrella
3. a computer
4. a cellphone
5. a book
6. a briefcase
7. a brush
8. a trash can



B What's in the picture? Write sentences.

1. This is a bag.
2. This is an umbrella
3. This is a computer
4. This is a cellphone
5. This is a book
6. This is a briefcase
7. This is a brush
8. This is a trash can




Complete the conversations. Use the words in the box.

- am he's I'm not it's you
- are I'm is me you're

1. Debra: Excuse me. Are you James Lawson?
 Kevin: No, I'm not. he's over there.
 Debra: Oh, I'm sorry.


2. Debra: Excuse me. are you James Lawson?
 James: Yes, I am.
 Debra: Hi, James. My name is Debra Marks.
 James: Oh, you're in my English class.
 Debra: That's right. It's nice to meet you.
 James: Nice to meet you, too.




Complete the conversation. Use the questions in the box.

- What's your name?
- And how do you spell your last name?
- Are you Ashley Nevins?
- And what's your email address?
- What's your phone number?
- How do you spell your first name?

A: Hi. Are you Ashley Nevins?
 B: No, I'm not.
 A: Oh, I'm sorry. What's your name?
 B: Kerry Moore.
 A: How do you spell your first name?
 B: K-E-R-R-Y.
 A: And how do you spell your last name?
 B: M-O-O-R-E.
 A: What's your phone number?
 B: It's 618-555-7120.
 A: And what's your email address?
 B: It's kmoore19@cup.org.




Complete the conversations.



1. A: Hello, Mr. Jones.
B: Good morning, Susan.
how are you?
A: I'm OK, thank you.

2. A: Hi. How are you, Mrs. Stein?
B: I'm just good, thank you.
How about you,
Mr. Smith?
A: Pretty good, thanks.



3. A: How's it you, Tim?
B: Great. How's are you doing?
A: Pretty good.

Workbook

Isabel Chardez

Complete the conversations. Use my, your, his, or her.



1. A: Hi. What's your name?
B: My name is Carla. And what's your name?
A: My name is David.

2. A: What's your name?
B: My name is Michael.
A: And what's her name?
B: her name is Sarah.

Choose the correct responses.

1. A: Hi, Daniel.
B: Hello.
• Hello.
• It's nice to meet you.
2. A: My name is Pam Walker.
B: I'm Jake Williams
• It's Williams.
• I'm Jake Williams.
3. A: Hello, Yuko. How's it going?
B: Fine thanks
• Fine, thanks.
• Nice to meet you, too.
4. A: How do you spell your last name?
B: R-O-G-E-R-S
• R-O-G-E-R-S.
• It's Rogers.
5. A: I'm Bill Delgado.
B: It's nice to meet you
• Nice to meet you, too.
• It's nice to meet you.

