



Name: Alondra de Lourdes Álvarez  
Baillinas



Teacher: Susan Mena

Primer Cuatrimestre

Enfermería General





# ENGLISH



# Workbook

Complete the conversations. Use my, your, his, or her.



1. A: Hi. What's your name?

B: my name is Carla. And what's your name?

A: my name is David.

2. A: What's Your name?

B: my name is Michael.

A: And what's her name?

B: her name is Sarah.

Choose the correct responses.

1. A: Hi, Daniel.

B: Hello

- Hello.
- It's nice to meet you.

2. A: My name is Pam Walker.

B: I'm Jake Williams

- It's Williams.
- I'm Jake Williams.

3. A: Hello, Yuko. How's it going?

B: Fine, thanks

- Fine, thanks.
- Nice to meet you, too.

4. A: How do you spell your last name?  
*como da direita*

B: R-O-G-E-R-S

- R-O-G-E-R-S.
- It's Rogers.

5. A: I'm Bill Delgado.

B: It's nice to meet you

- Nice to meet you, too.
- It's nice to meet you.



Complete the conversations.



1. A: Hello, Mr Jones.  
B: Good morning, Susan.  
how are you?  
A: I'm fine OK, thank you.

2. A: Hi. How are You, Mrs. Stein?  
B: I'm just fine, thank you.  
How about you,  
My Smith?  
A: Pretty Good, thanks.




3. A: How's it your, Tim?  
B: Great. how are you doing?  
A: Pretty good.

<sup>A</sup>  
Complete the conversations. Use the words in the box.

- |   |  |   |  |  |
|---|--|---|--|--|
| <input checked="" type="checkbox"/> am  | <input checked="" type="checkbox"/> he's | <input checked="" type="checkbox"/> I'm not | <input checked="" type="checkbox"/> it's | <input checked="" type="checkbox"/> you    |
| <input checked="" type="checkbox"/> are | <input checked="" type="checkbox"/> I'm  | <input checked="" type="checkbox"/> is      | <input checked="" type="checkbox"/> me   | <input checked="" type="checkbox"/> you're |


1. Debra: Excuse me. Are you James Lawson?  
 Kevin: No, I'm not. he's over there.  
 Debra: Oh, I'm sorry.
2. Debra: Excuse me. are you James Lawson?  
 James: Yes, I am.  
 Debra: Hi, James. My name is Debra Marks.  
 James: Oh, You're in my English class.  
 Debra: That's right. It's nice to meet you.  
 James: Nice to meet you, too.



Complete the conversation. Use the questions in the box.

- |  |   |
|--|---|
| <input checked="" type="checkbox"/> What's your name?                    | <input checked="" type="checkbox"/> And what's your email address?    |
| <input checked="" type="checkbox"/> And how do you spell your last name? | <input checked="" type="checkbox"/> What's your phone number?         |
| <input checked="" type="checkbox"/> Are you Ashley Nevins?               | <input checked="" type="checkbox"/> How do you spell your first name? |

- A: Hi. Are you Ashley Nevins?  
 B: No, I'm not.  
 A: Oh, I'm sorry. what's your name?  
 B: Kerry Moore.  
 A: How do you spell your first name?  
 B: K-E-R-R-Y.  
 A: And how do you spell your last name?  
 B: M-O-O-R-E.  
 A: what's your phone number?  
 B: It's 618-555-7120.  
 A: And what's your email address?  
 B: It's kmoore19@cup.org.



## Hello and good-bye!

**A** Complete the conversations. Use the words in parentheses.

1. A: Hi Hi  
(Hi. / Excuse me.) How are you?

B: I'm fine, thanks.

2. A: Good bye  
(Hello. / Good-bye.)

B: See you tomorrow.

3. A: Excuse me  
(Excuse me. / Thank you.) Are you Soo-mi Kim?

B: Yes, I am.

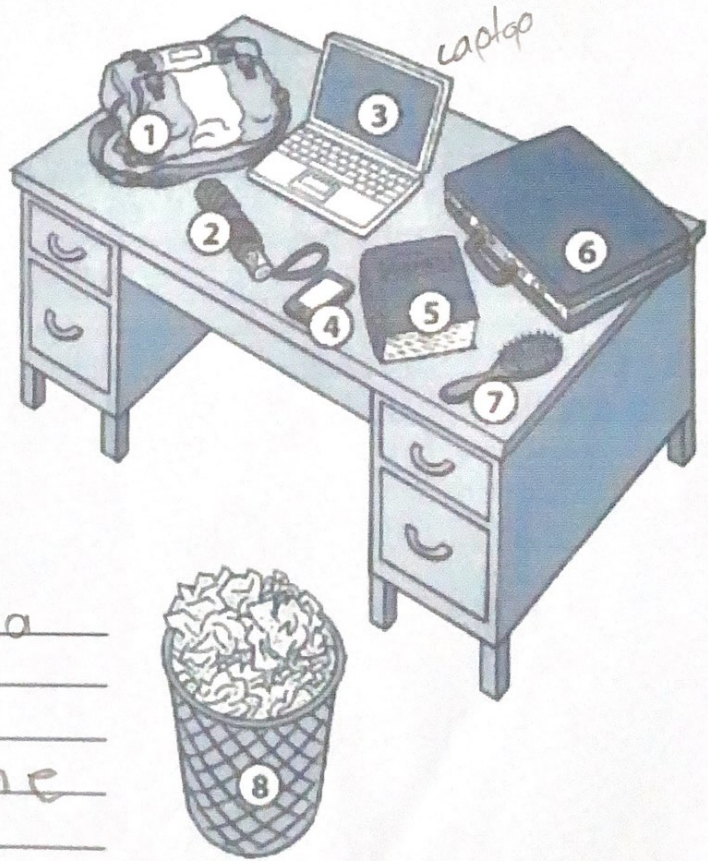
4. A: Good evening  
(Good evening. / Good night.)

B: Hello.

## What are these things?

**A** What's in the picture? Write the things.

1. a bag
2. an umbrella
3. a laptop
4. a cell phone
5. a Book
6. a briefcase
7. a brush
8. a trash can




**B** What's in the picture? Write sentences.

1. <sup>are</sup> This is a bag. Esto es una bolsa
2. This are an umbrella
3. This is a laptop
4. This is a cell phone
5. This is a Book
6. This is a briefcase
7. This is a brush
8. This is a trash can

Complete the questions with this or these. Then answer the questions.



1. A: What's this ?  
B: It's a camera.
2. A: What's this ?  
B: It's a clock.
3. A: What are these ?  
B: They're earrings.



4. A: What are these ?  
B: They're markers.
5. A: What are these ?  
B: They're sunglasses.
6. A: What's this ?  
B: It's an ID card.

Complete the conversation. Use the words in the box.

<input checked="" type="checkbox"/> a	<input checked="" type="checkbox"/> 's	<input checked="" type="checkbox"/> this	<input checked="" type="checkbox"/> they	<input checked="" type="checkbox"/> you
<input checked="" type="checkbox"/> an	<input checked="" type="checkbox"/> it's	<input checked="" type="checkbox"/> these	<input checked="" type="checkbox"/> they're	<input checked="" type="checkbox"/> you're

Dana: Wow! What's this?  
Chris: It's a purse.  
Dana: Oh, cool. Thank 's, Chris.  
Chris: They're welcome.  
Eva: Now open You're box.  
Dana: OK. What you this?  
Eva: It's a scarf.  
Dana: Oh, thank you, Eva. And what are these ?  
Eva: They 're earrings.  
Dana: Thanks! this great!  
Amy: Open this, too!  
Dana: Oh, it's an umbrella. Thanks, Amy!



Complete the conversations.




1. A: Where is my English dictionary?  
 B: Is this in your book bag?  
 A: No, it's not.  
 B: Wait a minute. is it on the desk?  
 A: Yes, it is. Thank you!



2. A: Is this my newspaper?  
 B: No, it's not.  
 It's my newspaper.  
 A: Sorry, this is my newspaper?  
 B: Is it under your chair?  
 A: Oh, yes, it is. Thanks.



3. A: Where are my glasses?  
 B: Are these in your purse?  
 A: No, they're not.  
 B: Are they on your desk?  
 A: Hmm, Yes, they are. Thanks.



4. A: These my pens on  
 your desk?  
 B: No, They're not. Sorry.  
 A: Hmm, Where are my pens?  
 B: are they in your pocket?  
 A: Let me see. Yes, they are.  
 Thank you!

Complete the sentences. Use the prepositions in the box.

behind     in     in front of     next to     on     under




1. The wallet is in the purse.




2. The chair is behind the desk.



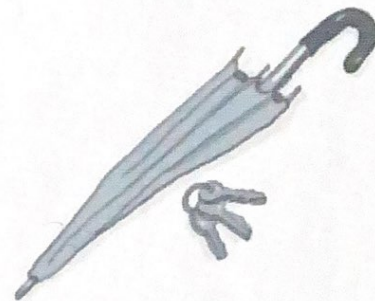
3. The glasses are on the chair.



4. The cell phone is Under the table.



5. The map is In front of the briefcase.



6. The keys are Next to the umbrella.



## Where are these things?

A Look at the picture. Write questions and answers about the things in parentheses.



- A: Where is the briefcase? (briefcase)  
B: It's next to the television
- A: Where are the books? (books)  
B: They're under the table
- A: Where is the cell phone? (cell phone)  
B: It's in the purse
- A: Where are the keys? (keys)  
B: They're on the briefcase
- A: Where is the camera? (camera)  
B: It's 1 meter from the television
- A: Where are the sunglasses? (sunglasses)  
B: They're next to the wallet