


## Workbook

Complete the conversations. Use my, your, his, or her.



1. A: Hi, What's your name?

B: My name is Carla. And what's your name?

A: My name is David.

2. A: What's your name?

B: my name is Michael.

A: And what's her name?

B: her name is Sarah.

Choose the correct responses.

1. A: Hi, Daniel.

B: Hello

- Hello.
- It's nice to meet you.

2. A: My name is Pam Walker.

B: I'm Jane Williams

- It's Williams.
- I'm Jake Williams.

3. A: Hello, Yuko. How's it going?

B: Fine thanks

- Fine, thanks.
- Nice to meet you, too.

4. A: How do you spell your last name?

B: R-O-G-E-R-S

- R-O-G-E-R-S.
- It's Rogers.

5. A: I'm Bill Delgado.

B: It's nice to meet you

- Nice to meet you, too.
- It's nice to meet you.



Complete the conversations.



1. A: Hello, Mr Jones.  
B: Good morning, Susan.  
How are you?  
A: I'm OK, thank you.

2. A: Hi. How are you, Mrs. Stein?  
B: I'm just good, thank you.  
How about you,  
Miss Smith?  
A: Pretty good, thanks.



3. A: How's it is, Tim?  
B: Great. How's are you doing?  
A: Pretty good.

Complete the conversations. Use the words in the box.

- |                              |  |                                  |  |  |
|------------------------------|--|----------------------------------|--|--|
| <input type="checkbox"/> am  | <input checked="" type="checkbox"/> he's | <input type="checkbox"/> I'm not | <input type="checkbox"/> it's          | <input type="checkbox"/> you               |
| <input type="checkbox"/> are | <input type="checkbox"/> I'm             | <input type="checkbox"/> is      | <input checked="" type="checkbox"/> me | <input checked="" type="checkbox"/> you're |


1. Debra: Excuse me. Are you James Lawson?  
 Kevin: No, I'm not he's over there.  
 Debra: Oh, I'm sorry.
2. Debra: Excuse me, are you James Lawson?  
 James: Yes, I am.  
 Debra: Hi, James. My name is Debra Marks.  
 James: Oh, you're in my English class.  
 Debra: That's right. It's nice to meet you.  
 James: Nice to meet you, too.



Complete the conversation. Use the questions in the box.

- |   |   |
|---|---|
| <input checked="" type="checkbox"/> What's your name?         | <input checked="" type="checkbox"/> And what's your email address?    |
| <input type="checkbox"/> And how do you spell your last name? | <input type="checkbox"/> What's your phone number?                    |
| <input checked="" type="checkbox"/> Are you Ashley Nevins?    | <input checked="" type="checkbox"/> How do you spell your first name? |

- A: Hi, Are you Ashley Nevins?  
 B: No, I'm not.  
 A: Oh, I'm sorry. What's your name?  
 B: Kerry Moore.  
 A: How do you spell your first name?  
 B: K-E-R-R-Y.  
 A: And how do you spell your last name?  
 B: M-O-O-R-E.  
 A: What's your phone number?  
 B: It's 618-555-7120.  
 A: And what's your email address?  
 B: It's kmoore19@cup.org.



Complete the questions with this or these. Then answer the questions.

Sayiko Luna

### Hello and good-bye!


**A** Complete the conversations. Use the words in parentheses.

1. A: Hi excuse me  
(Hi. / Excuse me.) How are you?  
B: I'm fine, thanks.
2. A: Good-bye  
(Hello. / Good-bye.)  
B: See you tomorrow.
3. A: Excuse me  
(Excuse me. / Thank you.) Are you Soo-mi Kim?  
B: Yes, I am.
4. A: Good evening  
(Good evening. / Good night.)  
B: Hello.

### What are these things?

**A** What's in the picture? Write the things.

1. a bag
2. an umbrella
3. a computer (laptop)
4. a cellphone
5. a book
6. a briefcase
7. a hair comb / a brush
8. a trash can



**B** What's in the picture? Write sentences.

1. This is a bag
2. This is an umbrella
3. This is a computer
4. This is a cellphone
5. This is a book
6. This is a briefcase
7. This is a hair comb / is a brush.
8. This is a trash can


Complete the questions with this or these. Then answer the questions.



1. A: What's this ?  
B: It's a camera

2. A: What's this ?  
B: It's a clock

3. A: What are these ?  
B: they're earrings



4. A: What are these ?  
B: they're markers

5. A: What are these ?  
B: they're sunglasses

6. A: What's this ?  
B: It's an ID card

Complete the conversation. Use the words in the box.

- |                             |  |                                |                                  |                                 |
|-----------------------------|--|--------------------------------|----------------------------------|---------------------------------|
| <input type="checkbox"/> a  | <input type="checkbox"/> 's              | <input type="checkbox"/> this  | <input type="checkbox"/> they    | <input type="checkbox"/> you    |
| <input type="checkbox"/> an | <input checked="" type="checkbox"/> it's | <input type="checkbox"/> these | <input type="checkbox"/> they're | <input type="checkbox"/> you're |

Dana: Wow! What's this?

Chris: It's a purse.

Dana: Oh, cool. Thank is, Chris.

Chris: they're welcome.

Eva: Now open you're box.

Dana: OK. What you this?

Eva: It's a scarf.

Dana: Oh, thank you. Eva. And what are these?

Eva: they're earrings.

Dana: Thanks! this great!

Amy: Open this, too!

Dana: Oh, it's an umbrella. Thanks, Amy!



Complete the conversations.




1. A: Where is my English dictionary?  
 B: Is this in your book bag?  
 A: No, it's not.  
 B: Wait a minute. is it on the desk?  
 A: Yes, it is. Thank you!



2. A: Is this my newspaper?  
 B: No, it not.  
 It's my newspaper.  
 A: Sorry, it is my newspaper?  
 B: Is this under your chair?  
 A: Oh, yes, it is. Thanks.



3. A: Where are my glasses?  
 B: Are these in your purse?  
 A: No, they're not.  
 B: are they on your desk?  
 A: Hmm, Yes, they are. Thanks.




4. A: this my pens on  
 your desk?  
 B: No, it not. Sorry.  
 A: Hmm, where are my pens?  
 B: are they in your pocket?  
 A: Let me see. Yes, they are.  
 Thank you!

Complete the sentences. Use the prepositions in the box.

- behind    in    in front of    next to    on    under




1. The wallet is in the purse.



2. The chair is behind the desk.



3. The glasses are on the chair.



4. The cell phone is under the table.



5. The map is in front of the briefcase.



6. The keys are next to the umbrella.

**Where are these things?**

**A** Look at the picture. Write questions and answers about the things in parentheses.



A: Where is the briefcase? (briefcase)

B: It's next to the television.

A: Where are the books? (books)

B: They're under the table.

A: Where is the cell phone? (cell phone)

B: It's in the purse.

4. A: Where are the keys? (keys)

B: They're on the briefcase.

5. A: Where is the camera? (camera)

B: It's in front of the television.

6. A: Where are the sunglasses? (sunglasses)

B: They're next to the wallet.



UDS

My Universidad.

Maestra: SoSan Mena

Alumna: Sayiko Montserrat Luna Gómez.

Materia: Inglés I.

Carrera: Enfermería I

○ Cosingo Chiapas a 25 de septiembre del 2022