



**Nombre de alumno: Heidi Isabel Trujillo
García.**

**Nombre del profesor: Susan Carroll Mena
Mena.**

Nombre del trabajo: Activity 1.

Materia: Ingles 1.


Grado: 1°

**Grupo: Medicina veterinaria y
zootecnia.**

Ocosingo, Chiapas 24 de septiembre de 2022

Workbook

Complete the conversations. Use my, your, his, or her.



1. A: Hi. What's your name?
B: My name is Carla. And what's his name?
A: My name is David.

2. A: What's my name?
B: his name is Michael.
A: And what's other name?
B: My name is Sarah.

Choose the correct responses.

1. A: Hi, Daniel.
B: Hello.
• Hello.
• It's nice to meet you.
2. A: My name is Pam Walker.
B: I'm Jake Williams.
• It's Williams.
• I'm Jake Williams.
3. A: Hello, Yuko. How's it going?
B: Fine, thanks.
• Fine, thanks.
• Nice to meet you, too.
4. A: How do you spell your last name?
B: It's Rogers
• R-O-G-E-R-S.
• It's Rogers.
5. A: I'm Bill Delgado.
B: Nice to meet you, too
• Nice to meet you, too.
• It's nice to meet you.



Complete the conversations.



1. A: Hello, Mr. Jones.
B: good morning, Susan.
How are you?
A: am OK, thank you.

2. A: Hi. How are you, Mrs. Stein?
B: I'm just Fine, thank you.
How about you,
is Smith?
A: Pretty Fine, thanks.



3. A: How's it you, Tim?
B: Great. Whats are you doing?
A: Pretty good.



Complete the conversations. Use the words in the box.

- | | | | | |
|---|--|---|--|--|
| <input checked="" type="checkbox"/> am | <input checked="" type="checkbox"/> he's | <input checked="" type="checkbox"/> I'm not | <input checked="" type="checkbox"/> it's | <input checked="" type="checkbox"/> you |
| <input checked="" type="checkbox"/> are | <input checked="" type="checkbox"/> I'm | <input checked="" type="checkbox"/> is | <input checked="" type="checkbox"/> me | <input checked="" type="checkbox"/> you're |

1. Debra: Excuse me. Are you James Lawson?

Kevin: No, I'm not. he's over there.

Debra: Oh, am sorry.

2. Debra: Excuse me. are you James Lawson?

James: Yes, I am.

Debra: Hi, James. My name is

Debra Marks.

James: Oh, you're in my English class.

Debra: That's right. I'm nice to meet you.

James: Nice to meet you, too.



Complete the conversation. Use the questions in the box.

- | | |
|--|---|
| <input checked="" type="checkbox"/> What's your name? | <input checked="" type="checkbox"/> And what's your email address? |
| <input checked="" type="checkbox"/> And how do you spell your last name? | <input checked="" type="checkbox"/> What's your phone number? |
| <input checked="" type="checkbox"/> Are you Ashley Nevins? | <input checked="" type="checkbox"/> How do you spell your first name? |

A: Hi. Are you Ashley Nevins?

B: No, I'm not.

A: Oh, I'm sorry. What's your name?

B: Kerry Moore.

A: How do you spell your first name?

B: K-E-R-R-Y.

A: And how do you spell your last name?


B: M-O-O-R-E.

A: What's your phone number?

B: It's 618-555-7120.

A: And what's your email address?

B: It's kmoore19@cup.org.



Hello and good-bye!

A Complete the conversations. Use the words in parentheses.

1. A: Hi Hi

(Hi. / Excuse me.) How are you?

B: I'm fine, thanks.

3. A: Excuse me.

(Excuse me. / Thank you.) Are you Soo-mi Kim?

B: Yes, I am.

2. A: Good-bye.

(Hello. / Good-bye.)

B: See you tomorrow.

4. A: Good evening


(Good evening. / Good night.)

B: Hello.

What are these things?

A What's in the picture? Write the things.


1. a bag
2. umbrella
3. Laptop
4. cell phone
5. study book
6. Briefcase
7. hairbrush
8. trash can




B What's in the picture? Write sentences.

1. This is a bag.
2. This is an umbrella
3. This is a laptop
4. This is a cell phone
5. This is a study book
6. This is a Briefcase
7. THIS IS a hairbrush
8. This is a Trash can

Complete the questions with this or these. Then answer the questions.



1. A: What's this ? B: It's a camera.
 2. A: What's this ? B: It's a watch.
 3. A: What are these ? B: They're earrings.



4. A: What are these ? B: They're markers.
 5. A: What are these ? B: They're sunglasses.
 6. A: What's this ? B: It's an ID.

Complete the conversation. Use the words in the box.

<input checked="" type="checkbox"/> a	<input checked="" type="checkbox"/> 's	<input checked="" type="checkbox"/> this	<input checked="" type="checkbox"/> they	<input checked="" type="checkbox"/> you
<input checked="" type="checkbox"/> an	<input checked="" type="checkbox"/> it's	<input checked="" type="checkbox"/> these	<input type="checkbox"/> they're	<input checked="" type="checkbox"/> you're

Dana: Wow! What's this?
 Chris: It's a purse.
 Dana: Oh, cool. Thank you, Chris.
 Chris: You're welcome.
 Eva: Now open this box.
 Dana: OK. What 's this?
 Eva: It's a scarf.
 Dana: Oh, thank you, Eva. And what are these ?
 Eva: They're earrings.
 Dana: Thanks! It's great!
 Amy: Open this, too!
 Dana: Oh, it's an umbrella. Thanks, Amy!



Complete the conversations.



1. A: Where is my English dictionary?
 B: Is you in your book bag?
 A: No, it's not.
 B: Wait a minute. is it on the desk?
 A: Yes, he is. Thank you!



2. A: are this my newspaper?
 B: No, it's not.
 It's my newspaper.
 A: Sorry. It is my newspaper?
 B: Is he under your chair?
 A: Oh, yes, it is. Thanks.




3. A: Where is my glasses?
 B: Are you in your purse?
 A: No, they're it!.
 B: am they on your desk?
 A: Hmm. Yes, they are. Thanks.




4. A: is my pens on
 your desk?
 B: No, it's not. Sorry.
 A: Hmm. they are my pens?
 B: are they in your pocket?
 A: Let me see. Yes, they are.
 Thank you!

Complete the sentences. Use the prepositions in the box.


- behind
- in
- in front of
- next to
- on
- under




1. The wallet is in the purse.



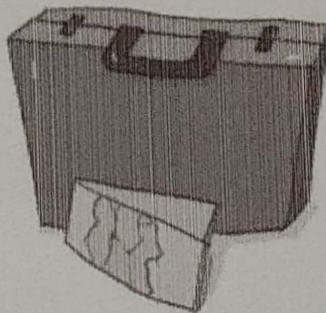
2. The chair is behind the desk.




3. The glasses are on the chair.



4. The cell phone is under the table.




5. The map is in front of the briefcase.



6. The keys are next to the umbrella.

Where are these things?

A Look at the picture. Write questions and answers about the things in parentheses.



- | | |
|---|--|
| 1. A: <u>Where is the briefcase?</u> (briefcase) | 4. A: <u>Where are the keys</u> (keys) |
| B: <u>It's next to the television.</u> | B: <u>They're on the briefcase</u> |
| 2. A: <u>Where are books</u> (books) | 5. A: <u>Where is the camera</u> (camera) |
| B: <u>They're under the table</u> | B: <u>It's in front of the T.V.</u> |
| 3. A: <u>Where is the cell phone</u> (cell phone) | 6. A: <u>Where are the sunglasses</u> (sunglasses) |
| B: <u>It's in the purse</u> | B: <u>They're behind sofa</u> |