



**Nombre de alumno: Flor Alicia Sanchez
Celis**

**Nombre del profesor: SUSAN CARROLL
MENA MENA**

Nombre del trabajo: workbook

Materia: Ingles I

Grado: 1º

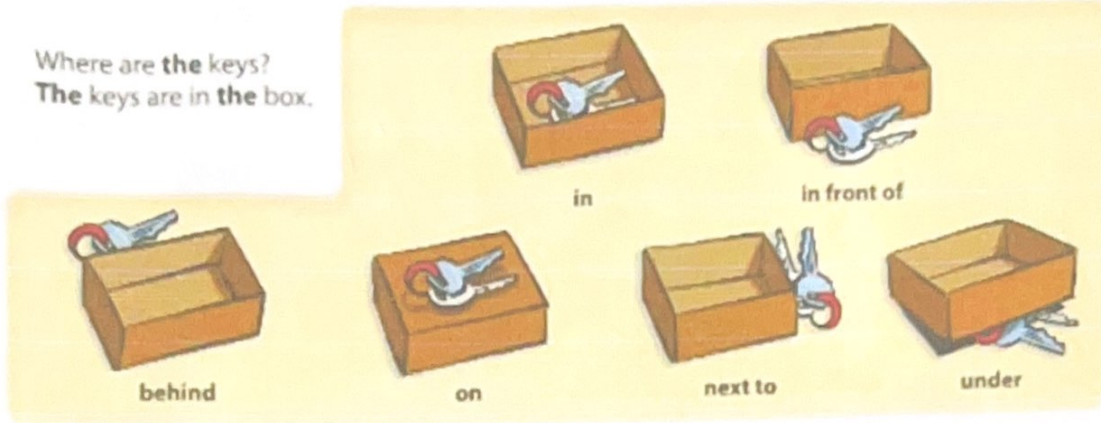
Grupo: Arquitectura.

Ocosingo, Chiapas

WORD POWER Prepositions; article the

A  Listen and practice.

Where are the keys?
The keys are in the box.



B  Complete these sentences. Then listen and check your answers.



1. The books are in the
book bag.




2. The cell phone is next to
the comb.



3. The map is under
the News Paper.



4. The chair is behind the
table.



5. The wallet is in the
notebook.



6. The sunglasses are in the
front of the purse.

C **PAIR WORK** Ask and answer questions about the pictures in part B.

A: Where are the books?
B: They're in the book bag.

Workbook

Fior Aricia Sanchez @elis

Complete the conversations. Use my, your, his, or her.



1. A: Hi. What's your name?
B: My name is Carla. And what's your name?
A: My name is David.

2. A: What's your name?
B: My name is Michael.
A: And what's her name?
B: her name is Sarah.

Choose the correct responses.

1. A: Hi, Daniel.
B: Hello.
• Hello.
• It's nice to meet you.
2. A: My name is Pam Walker.
B: I'm Jake Williams.
• It's Williams.
• I'm Jake Williams.
3. A: Hello, Yuko. How's it going?
B: Fine thanks.
• Fine, thanks.
• Nice to meet you, too.
4. A: How do you spell your last name?
B: R-O-G-E-R-S.
• R-O-G-E-R-S.
• It's Rogers.
5. A: I'm Bill Delgado.
B: It's nice to meet you.
• Nice to meet you, too.
• It's nice to meet you.



Alicia Sanchez

Complete the conversations. Use the words in the box.

- am he's I'm not it's you
- are I'm is me you're

1. Debra: Excuse me. Are you James Lawson?
 Kevin: No, I'm not. he's over there.
 Debra: Oh, I'm sorry.


2. Debra: Excuse me. are you James Lawson?
 James: Yes, I am.
 Debra: Hi, James. My name is Debra Marks.
 James: Oh, you're in my English class.
 Debra: That's right. It's nice to meet you.
 James: Nice to meet you, too.



Complete the conversation. Use the questions in the box.

- What's your name?
- And how do you spell your last name?
- Are you Ashley Nevins?
- And what's your email address?
- What's your phone number?
- How do you spell your first name?

A: Hi. Are you Ashley Nevins?
 B: No, I'm not.
 A: Oh, I'm sorry. what's your name?
 B: Kerry Moore.
 A: How do you spell your first name?
 B: K-E-R-R-Y.
 A: and how do you spell your last name?
 B: M-O-O-R-E.
 A: What's your phone number?
 B: It's 618-555-7120.
 A: and what's your email address?
 B: It's kmoore19@cup.org.



Hello and good-bye!


A Complete the conversations. Use the words in parentheses.

1. A: Hi
(Hi. / Excuse me.) How are you?
B: I'm fine, thanks.
2. A: Good-bye
(Hello. / Good-bye)
B: See you tomorrow.
3. A: Excuse me
(Excuse me / Thank you.) Are you Soo-mi Kim?
B: Yes, I am.
4. A: Good evening.
(Good evening. / Good night.)
B: Hello.

What are these things?

A What's in the picture? Write the things.

1. a bag
2. a umbrella
3. an laptop
4. a cell phone
5. a workbook
6. A briefcase
7. A comb
8. a Garbage canister



B What's in the picture? Write sentences.

1. This is a bag.
2. They are umbrellas
3. This is a laptop
4. This is an cell phone
5. This is an work book
6. This is an briefcase
7. This is an comb
8. This is a Garbage canister.

Alicia Sanchez

Complete the questions with this or these. Then answer the questions.



1. A: What's this ? 2. A: What's This ? 3. A: What are These ?
B: It's a camera . B: It's a . B: They are earrings .



4. A: What are These ? 5. A: What are These ? 6. A: What's This ?
B: They are markers . B: They are sunglasses . B: It's an I.D.

Complete the conversation. Use the words in the box.

- | | | | | |
|--|--|---|---|--|
| <input checked="" type="checkbox"/> a | <input checked="" type="checkbox"/> 's | <input checked="" type="checkbox"/> this | <input checked="" type="checkbox"/> they | <input checked="" type="checkbox"/> you |
| <input checked="" type="checkbox"/> an | <input checked="" type="checkbox"/> it's | <input checked="" type="checkbox"/> these | <input checked="" type="checkbox"/> they're | <input checked="" type="checkbox"/> you're |

Dana: Wow! What's this?

Chris: It's a purse.

Dana: Oh, cool. Thank you, Chris.

Chris: You're welcome.

Eva: Now open This box.

Dana: OK. What 's this?

Eva: It's an scarf.

Dana: Oh, thank you, Eva. And what are These ?

Eva: They 're earrings.

Dana: Thanks! They're great!

Amy: Open this, too!

Dana: Oh, it's a umbrella. Thanks, Amy!



Complete the conversations.



1. A: Where is my English dictionary?
 B: Is it in your book bag?
 A: No, it's not.
 B: Wait a minute. Put it on the desk?
 A: Yes, it is. Thank you!



2. A: Is this my newspaper?
 B: No, it's not.
 It's my newspaper.
 A: Sorry. It is my newspaper?
 B: Is a under your chair?
 A: Oh, yes, it is. Thanks.



3. A: Where are my glasses?
 B: Are they in your purse?
 A: No, they're not.
 B: What they on your desk?
 A: Hmm. Yes, they are. Thanks.



4. A: It's my pens on your desk?
 B: No, they are not. Sorry.
 A: Hmm. They are my pens?
 B: What they in your pocket?
 A: Let me see. Yes, they are. Thank you!

Complete the sentences. Use the prepositions in the box.

- behind in in front of next to on under



1. The wallet is in the purse.




2. The chair is behind the desk.



3. The glasses are on the chair.



4. The cell phone is Under the table.



5. The map is In front of the briefcase.



6. The keys are In front of the umbrella.

Alicia Sanchez

Where are these things?

A Look at the picture. Write questions and answers about the things in parentheses.



- 1. A: Where is the briefcase? (briefcase) 4. A: where are the keys? (keys)
B: It's next to the television. B: They are on briefcase
- 2. A: Where are the books? (books) 5. A: Where is the camera? (camera)
B: They are under books B: It is in front of TV
- 3. A: where is the cell? (cell phone) 6. A: where are the (sunglasses)?
B: It is in the purse. B: They are behind sofa.