



Nombre de alumno: Sandy Bladimir Trujillo Méndez

Nombre del profesor: Teacher. Susan Carroll Mena Mena

Nombre del trabajo: Activity 1

Materia: Ingles 1

Grado: 1°

Grupo: Arquitectura

Ocosingo, Chiapas 24 de Septiembre de 2022

Introduction – It's nice to meet you

GRAMMAR FOCUS

Budimir Trojillo

The verb be

I'm Jennifer Miller.	Are you Steven Carson?	I'm = I am
You're in my class.	Yes, I am.	You're = You are
She's in our class. (Jennifer is in our class.)	No, I'm not.	He's = He is
He's over there. (Steven is over there.)	How are you?	She's = She is
It's Miller. (My last name is Miller.)	I'm fine.	It's = It is

A Complete the conversation with the correct words in parentheses. Then practice with a partner.

David: Hello, Jennifer. How are (is / are) you?
 Jennifer: I'm (She's / I'm) fine, thanks.
I'm (I'm / It's) sorry – what's your name again?
 David: It's (He's / It's) David – David Medina.
 Jennifer: That's right! David, this is (is / am) Sarah Connor.
He's (She's / He's) in our math class.
 David: Hi, Sarah. It's (I'm / It's) nice to meet you.
 Sarah: Hi, David. I think you're (you're / I'm) in my English class, too.
 David: Oh, right! Yes, I am (are / am).

2 The verb be

- ▶ In questions, the *be* verb comes before the noun or pronoun: **Is he** your teacher?
- ▶ Don't use contractions in short answers with Yes: Are you in my class? Yes, **I am**. (NOT: Yes, I'm.)

Complete the conversations. Use the words in the box.

am	I'm	it's	she's
✓ are	I am	I'm not	you you're

- A: Excuse me. Are you Patty Wilson?
 B: No, I'm not. She's over there.
 A: OK. Thanks.
- A: Hi, Are you Patty Wilson?
 C: Yes, I'm.
 A: Oh, good. I am Sergio Baez. You're in my English class.
 C: Yes, I am. It's nice to meet you, Sergio.

GRAMMAR FOCUS

Bladonir Trujillo

My, your, his, her

What's **your** name?
What's **his** name?
What's **her** name?

My name is Taylor.
His name is Michael.
Her name is Jennifer.

What's = What is

A Complete the conversations. Use *my, your, his, or her*.



1. A: Hello. What's your name?
B: Hi. My name is Antonio.
What's your name?
A: My name is Nicole.



2. A: What's your name?
B: My name is Michael.
A: And what's your name?
B: My name is Jennifer.

1 My, your, his, her

► Use *his* with males and *her* with females: **His** name is David. (NOT: Her name is David.) **Her** name is Maria. (NOT: His name is Maria.)

Complete the conversations with *my, your, his, or her*.

1. A: Hello. My name is Carlos.
B: Hi, Carlos. What's your last name?
A: It's Gonzales.
B: How do you spell your last name? Is it G-O-N-Z-A-L-E-Z?
A: No, it's G-O-N-Z-A-L-E-S. And what's your name?
B: My name is Bill Powers. Nice to meet you.
2. A: What's Ms. Robinson's first name?
B: Her first name is Katherine. Her nickname is Katie.
A: I'm sorry. What's her first name again?
B: It's Katherine. And what's Mr. Weber's first name?
A: His first name is Peter.
B: That's right. And his nickname is Pete.

Bludomoi Twj9110

A Listen and practice.

Jennifer: Excuse me. Are you Steven Carson?
David: No, I'm not. He's over there.
Jennifer: Oh, I'm sorry.



Jennifer: Steven? This is your book.
Steven: Oh, thank you. You're in my class, right?
Jennifer: Yes, I am. I'm Jennifer Miller.



Steven: Hey, David, this is Jennifer. She's in our math class.
David: Hi, Jennifer.
Jennifer: Hi, David. Nice to meet you.



B GROUP WORK Greet a classmate. Then introduce him or her to another classmate.

"Hey, Ming, this is..."

B Complete the conversations. Then practice in groups.

Nicole: Excuse me. Are you Steven Carson?
David: No, I'm not. My name is David Medina. Steven is over there.
Nicole: Oh, sorry.

Nicole: Are you Steven Carson?
Steven: Yes, I am.
Nicole: Hi. Are Nicole Johnson.
Steven: Oh, are in my math class, right?
Nicole: Yes, I am.
Steven: It's nice to meet you.

C CLASS ACTIVITY Write your name on a piece of paper. Put the papers in a bag. Then take a different paper. Find the other student.

A: Excuse me. Are you Jin-sook Cho?
B: No, I'm not. She's over there.
A: Hi. Are you Jin-sook Cho?
C: Yes, I am.



This/These, It/They; plurals




This is a clock.



These are clocks.



Who's this?
It's an earring.



What are these?
They're earrings.

It's - It is
They're - They are

Complete these conversations. Then practice with a partner.



1. A: What are these?
B: They're keys.



2. A: What's this?
B: It's a hand.



3. A: What are these?
B: They are sunglasses.



4. A: What is this?
B: It's a watch.



5. A: What is this?
B: It's a hand.



6. A: What is this?
B: They are sunglasses.

are earrings.

Circle the correct words.

- A: What's / What are these?
B: It's / They're my earring / earrings.
- A: What's / What are this?
B: It's / They're a / an cell phone.
- A: What's this / these?
B: It's / They're a / an address book.

GRAMMAR FOCUS

Bladimir Trujillo

Yes/No and where questions with be

Is this your wallet?

Yes, it is. / No, it's not.

Are these your keys?

Yes, they are. / No, they're not.

Where's your wallet?

It's in my pocket.

Where are my keys?

They're on the table.

A Complete these conversations. Then practice with a partner.

1. A: Is this your umbrella?

B: No, it's not.

A: Are these your keys?

B: Yes, they are. Thanks!

2. A: Where are my glasses?

B: Are they your glasses?

A: No, they're not.

B: Wait! Are they in your pocket?

A: Yes, they are. Thanks!

3. A: Where are your sunglasses?

B: They're on the table.

A: No, they're not. They're my sunglasses!

B: You're right. My sunglasses are in my purse.

4. A: Is this my pen?

B: No, it's not. It's my pen.

A: Sorry, where is my pen?

B: It's on your desk.

A: Oh, you're right!

B GROUP WORK Put three of your things in a bag. Then choose three different things. Find the owner of each thing.

A: Is this your pen, Yuko?

B: No, it's not.

A: Are these your keys, Sergio?

C: Let me see. Yes, they are.

TAREA

2 Yes/No and where questions with be *Bladimir Trojillo*

► In questions with *where*, the verb comes after *Where*: **Where are my sunglasses?**
(NOT: Where my sunglasses are?)

A Match the questions with the answers.

- | | |
|---|---------------------------|
| 1. Is that your wallet? ... <i>c</i> ... | a. They're in your purse. |
| 2. Are these your glasses? ... <i>e</i> ... | b. No, it's not. |
| 3. Where are my keys? ... <i>A</i> ... | c. Oh, yes, it is! |
| 4. Is this your pen? ... <i>B</i> ... | d. It's in my pocket. |
| 5. Where's your watch? ... <i>d</i> ... | e. No, they're not. |

B Complete the conversation. Use the words in the box.

are they	it is	they are	where
it	it's	this	✓ where's

- A: Where's my pen?
 B: I don't know. Is it in your book bag?
 A: No, it's not.
 B: Is this your pen?
 A: Yes, it is. Thanks! Now, where are my keys?
 B: Are they on your desk?
 A: Yes, they are. Thank you!

CONVERSATION *Oh, no!*

🎧 Listen and practice.

- Kate: Oh, no! Where are my car keys?
 Joe: I don't know. Are they in your purse?
 Kate: No, they're not.
 Joe: Maybe they're on the table in the restaurant.
- Server: Excuse me. Are these your keys?
 Kate: Yes, they are. Thank you!
 Server: You're welcome. And is this your wallet?
 Kate: Hmm. No, it's not. Where's your wallet, Joe?
 Joe: It's in my pocket. ... Wait a minute! That is my wallet!



WHERE ARE JOE'S THINGS?

PAIR WORK Now help Joe find his things. Ask and answer questions.

briefcase cell phone newspaper umbrella
camera glasses notebook wallet

A: Where's his briefcase?

B: It's on the table.

Blodimir Trujillo

A: Where's his briefcase?

B: It's on the table

A: Where is it cell phone?

B: It's under the table

A: Where is your newspaper?

B: It's on the table

A: Where is your umbrella?

B: It's by the chair

A: Where is your camera?

B: It's on T.V

A: Where are the glasses?

B: It's above the clock

A: Where is your notebook?

B: It's in the trash can

A: Where is your wallet?

B: It's under the chair

Progress check

HOW ARE YOU?

Bladon, Tobilto

A Complete the conversation. Use the sentences and questions in the box.

Matt: Hi. How are you?

Nicki: I'm fine, thanks. How about you?

Matt: Pretty good, thanks. My name is Matt Carlson.

Nicki: And I'm Nicki White.

Matt: It's nice to meet you, Nicki.

Nicki: Nice to meet you, too. Well, have a good day!

Matt: Yes, I am.

Nicki: Oh, are you in my English class?

Matt: See you in class.


- My name is Matt Carlson.
- Oh, are you in my English class?
- ✓ How about you?
- ✓ Hi. How are you?
- It's nice to meet you, Nicki.
- Well, have a good day.

B PAIR WORK Practice the conversation from part A. Use your own information. Then introduce your partner to a classmate.

"Malena, this is my friend. His name is Tetsu..."

LISTENING What's this? What are these?

1 Listen to the conversations. Number the pictures from 1 to 6.



Bladimir Trujillo

A: where's the chair?

B: It's on the desk

A: where is the umbrella?

B: It's behind the painting

A: where are the chairs?

B: They are under the table

A: where are the picture?

B: is it hanging in the window

A: where is the laptop?

B: it's on top of the clock

A: where is the backpack?

B: it's in the trash can

A: where is the garbage?

B: it's on the floor

Workbook

Bladimir

Complete the conversations. Use my, your, his, or her.



1. A: Hi. What's your name?
B: My name is Carla. And what's your name?
A: My name is David.

2. A: What's your name?
B: My name is Michael.
A: And what's her name?
B: Her name is Sarah.

Choose the correct responses.

1. A: Hi, Daniel.
B: Hello.
• Hello.
• It's nice to meet you.
2. A: My name is Pam Walker.
B: I'm Jake Williams.
• It's Williams.
• I'm Jake Williams.
3. A: Hello, Yuko. How's it going?
B: Fine thanks.
• Fine, thanks.
• Nice to meet you, too.
4. A: How do you spell your last name?
B: R-O-G-E-R-S.
• R-O-G-E-R-S.
• It's Rogers.
5. A: I'm Bill Delgado.
B: It's nice to meet you.
• Nice to meet you, too.
• It's nice to meet you.



Complete the conversations.

Bladimir Trojillo



1. A: Hello, Mr. Jones.
B: Good morning, Susan.
How are you?
A: Good OK, thank you.

2. A: Hi. How are you, Mrs. Stein?
B: I'm just fine, thank you.
How about her,
look Smith?
A: Pretty good, thanks.



3. A: How's it going, Tim?
B: Great. What are you doing?
A: Pretty good.



Complete the conversations. Use the words in the box.

Blodgmei

- | | | | | |
|------------------------------|-------------------------------|----------------------------------|--|--|
| <input type="checkbox"/> am | <input type="checkbox"/> he's | <input type="checkbox"/> I'm not | <input type="checkbox"/> it's | <input type="checkbox"/> you |
| <input type="checkbox"/> are | <input type="checkbox"/> I'm | <input type="checkbox"/> is | <input checked="" type="checkbox"/> me | <input checked="" type="checkbox"/> you're |

1. Debra: Excuse me. Are you James Lawson?

Kevin: No, I'm not. he's over there.

Debra: Oh, I'm sorry.

2. Debra: Excuse me. are you James Lawson?

James: Yes, I am.

Debra: Hi, James. My name is

Debra Marks.

James: Oh, you're in my English class.

Debra: That's right. it's nice to meet you.

James: Nice to meet you, too.



Complete the conversation. Use the questions in the box.

- | | |
|--|--|
| <input checked="" type="checkbox"/> What's your name? | <input type="checkbox"/> And what's your email address? |
| <input checked="" type="checkbox"/> And how do you spell your last name? | <input type="checkbox"/> What's your phone number? |
| <input checked="" type="checkbox"/> Are you Ashley Nevins? | <input type="checkbox"/> How do you spell your first name? |

A: Hi. Are you Ashley Nevins?

B: No, I'm not.

A: Oh, I'm sorry. what's your name?

B: Kerry Moore.

A: How do you spell your first name?

B: K-E-R-R-Y.

A: And how do you spell your last name?

B: M-O-O-R-E.

A: what's your phone number?

B: It's 618-555-7120.

A: And what's your email address?

B: It's kmoore19@cup.org.



Hello and good-bye!

Bladine Trojillo

A Complete the conversations. Use the words in parentheses.

1. A: Hi
(Hi. / Excuse me.) How are you?
B: I'm fine, thanks.
2. A: Good bye
(Hello. / Good-bye.)
B: See you tomorrow.
3. A: Excuse me
(Excuse me. / Thank you.) Are you Soo-mi Kim?
B: Yes, I am.
4. A: Good evening?
(Good evening. / Good night.)
B: Hello.

What are these things?

A What's in the picture? Write the things.

1. a bag
2. a cell phone
3. a laptop
4. an umbrella
5. a trash can
6. a comb
7. a briefcase
8. a book

B What's in the picture? Write sentences.

1. This is a bag
2. this is a cell phone
3. this is a laptop
4. this is an umbrella
5. this is a trash can
6. this is a comb
7. this is a briefcase
8. This is a book



Complete the questions with this or these. Then answer the questions.



1. A: What's this ? B: It's a camera.
 2. A: What's this ? B: It's a clock.
 3. A: What are these ? B: It's an earrings.



4. A: What are these ? B: It's a marker.
 5. A: What are these ? B: It's a sunglasses.
 6. A: What's this ? B: It's an I.D.

Complete the conversation. Use the words in the box.

<input type="checkbox"/> a	<input type="checkbox"/> 's	<input type="checkbox"/> this	<input type="checkbox"/> they	<input type="checkbox"/> you
<input type="checkbox"/> an	<input checked="" type="checkbox"/> it's	<input type="checkbox"/> these	<input type="checkbox"/> they're	<input type="checkbox"/> you're

Bladine
Trojillo

Dana: Wow! What's this?
 Chris: It's a purse.
 Dana: Oh, cool. Thank you're, Chris.
 Chris: You're welcome.
 Eva: Now open an box.
 Dana: OK. What 's this?
 Eva: It's you scarf.
 Dana: Oh, thank you, Eva. And what are they ?
 Eva: They 're earrings.
 Dana: Thank! this great!
 Amy: Open this, too!
 Dana: Oh, it's a umbrella. Thanks, Amy!



TARCA

Bladine i Tiojillo

Complete the conversations.



1. A: Where is my English dictionary?
 B: Is this in your book bag?
 A: No, it's not.
 B: Wait a minute. it's it on the desk?
 A: Yes, it is. Thank you!



2. A: is this my newspaper?
 B: No, it's not.
 It's my newspaper.
 A: Sorry. is is my newspaper?
 B: Is she under your chair?
 A: Oh, yes, it is. Thanks.



3. A: Where is my glasses?
 B: Are on in your purse?
 A: No, they're not.
 B: is they on your desk?
 A: Hmm, Yes, you are. Thanks.



4. A: is my pens on your desk?
 B: No, don't not. Sorry.
 A: Hmm, it's are my pens?
 B: was they in your pocket?
 A: Let me see. Yes, they are.
 Thank you!

TARON


Blade, Ase - Wjillo

Complete the sentences. Use the prepositions in the box.


behind in in front of next to on under



1. The wallet is in the purse.



2. The chair is behind the desk.



3. The glasses are on the chair.



4. The cell phone is under the table.



5. The map is in front of the briefcase.



6. The keys are next to the umbrella.



1. A: Where is the briefcase? (briefcase)
B: It's next to the television.
2. A: Where are the books? (books)
B: They are under the table.
3. A: Where is the cell phone? (cell phone)
B: It's in the bag.
4. A: Where are the keys? (keys)
B: It's on the briefcase.
5. A: Where is the camera? (camera)
B: It's on the table.
6. A: Where are the sunglasses? (sunglasses)
B: It's behind the couch.