



**Nombre de alumno: Angelo Alekzandre  
Sanchez Perez**

**Nombre del profesor: Juan Manuel Jaime**

**Nombre del trabajo: Unit Activity #1 Unit 3**

**Materia: Ingles 2**


**PASIÓN POR EDUCAR**

**Grado: 1ro Bachillerato en Recursos  
Humanos**

# WHAT`S THE WEATHER LIKE TODAY

## VOCABULARY - Weather expressions

### HOW`S THE WEATHER?



1. It`s sunny.



2. It`s cloudy.




3. It`s windy.




4. It`s raining.



5. It`s snowing.



6. It`s hot.



7. It`s cold.



8. It`s warm.



9. It`s cool.

### Exercise 1. Translate the vocabulary. (Traduce el vocabulario de la parte de arriba)

1. Esta soleado
2. Esta nublado
3. Esta muy ventoso
4. Esta lloviendo
5. Esta nevando
6. Esta caliente\ caluroso
7. Esta frío
8. Esta tibio
9. Esta fresco

## GRAMMAR

### Present Continuous: statements

The Present Continuous expresses actions in progress now.

El presente continuo es el tiempo verbal que empleamos para expresar acciones que se realizan en el momento en que se mencionan.

El presente continuo o progresivo es el tiempo verbal que empleamos para expresar acciones que se realizan en el momento en que se mencionan.

La principal característica de este tiempo verbal es el uso del gerundio "-ing", que en español puede traducirse como los gerundios "-ando" y "-endo".

En este tiempo, el verbo to be se convierte en verbo auxiliar y el "-ing", se conjuga con el verbo principal de la acción:

#### **SUBJET + AUXILIARY VERB + PRINCIPAL VERB "ING" + COMPLEMET.**

Example: He is playing soccer in the park. (El está jugando soccer en el parque)

- Verbos terminados en "- e": Se suprime la letra "e" y se reemplaza por el gerundio "-ing".

Por ejemplo: - Believe / Creer - Believing / Creyendo - Take / Tomar - Taking / Tomando.

- Verbos terminados en "-ie": Cuando un verbo termina de ésta forma, se reemplaza la combinación de vocales "ie", por la consonante "y", agregando al final el gerundio "-ing".

Por ejemplo: Tie / Atar - Tying / Atando - Lie / Mentir - Lying / Mintiendo.

- Verbos terminados en "-y": Esta es la regla más sencilla puesto que lo único que se debe hacer es agregar al final del verbo el gerundio "-ing".

Por ejemplo - Employ / Emplear - Employing / Empleando - Delay / Retrasar - Delaying / Retrasando.

¿En qué casos se doblan las consonantes? Para los verbos que poseen una sola sílaba o cuyo acento recae en la última sílaba y finalizan en consonante - vocal - consonante, deben doblar su última consonante y agregar "-ing".

Por ejemplo: - Run / Correr - Running / Corriendo - Swim / Nadar - Swimming / Nadando

## GRAMMAR

### Present Continuous: statements

The Present Continuous expresses actions in progress now.

#### AFFIRMATIVE (+)

I`m wearing a sweater.  
You`re shaving.  
She`s taking a bath.  
It`s raining.  
We`re watching TV.  
They`re exercising.

#### NEGATIVE (+)

I`m not wearing a jacket.  
You`re not making lunch. [OR You aren`t making lunch.]  
She`s not taking a shower. [OR She isn`t taking a shower.]  
It`s not snowing. [OR It isn`t snowing.]  
We`re not reading. [OR We aren`t reading.]  
They`re not taking a nap. [OR They aren`t taking a nap.]

Present participles	
wear	→ wearing
study	→ studying
exercise	→ exercising
Some others:	
doing, listening, reading, working, meeting, getting	

### QUESTIONS (?)

#### YES / NO QUESTIONS (?)

Are you eating right now?  
Is she taking the bus?  
Is it raining?  
Are they walking?

#### SHORT ANSWERS

Yes, I am / No, I`m not.  
Yes, she is / No, she`s not. [OR No, she isn`t.]  
Yes, it is / No, it isn`t. [OR No, it isn`t.]  
Yes, they are / No, they`re not. [OR No, they aren`t.]

#### The Present Participle: spelling rules

base form	present participle	base form	present participle
talk	→ talking	make	→ making
read	→ reading	take	→ taking
watch	→ watching	come	→ coming
Remember:			
shop	→ shopping	get	→ getting
		put	→ putting

**Exercise 2.** Write the Present Participle of each base form.

1. check: **checking**

2. run: **running**

3. wash: **washing**

4. go: **Going**

5. drive: **driving**

6. get up: **getting up**

7. come: **coming**

8. study: **studying**

9. wake up: **waking up**

10. read: **reading**

**Exercise 3.** Complete each statement, question, or short answer with the Present Continuous. Use contractions.

1. It's snowing now, and i'm wearing a nice, warm sweater.

It / snow

I / wear

2. He's studying ? Yes, he he's reading his textbook.

he / study

he / read

3. Dad didn't making dinner right now. he's working late at the office.

Dad / not make

he / work

4. Jerome is exercising, and ann is taking a shower.

Jerome / exercise

Ann / take

5. Children don't watching TV they are listening to music.

The children / not watch

they / listen

6. It's raining this morning? No, It's cloudy and windy, but it 's not raining.

it / rain

not rain

7. They are meeting in the office right now? Yes, there is a meeting.

They / meet

meet

**Exercise 4.** Write 10 sentences using **the present continuous**.

1. I'm walking on the street,

2. She's eating pizza,

3. He's drinking soda,

4. They're watching a movie,

5. We are singing,

6. I'm swimming

7. She's shopping

8. They're playing video games

9. We're going to the mall

10. I'm touching the ball

## GRAMMAR

### The Present Continuous with present and future time expression.

The Present Continuous can refer to the future. It shows that we have already decided something and that we have already made arrangements.

#### Actions in the present

Are you watching TV right now?

I'm not studying English this year.

She's working at home this week.

#### Future plans

Are you watching TV right now?

I'm not studying English this year.

She's working at home this week.

### SUBJECT + AUXILIARY VERB + PRINCIPAL VERB "ING" + COMPLEMENT.

**Exercise #1. Complete the sentences using the Present Continuous. (no olvides colocar el verbo "to be" antes del verbo, exemple: is playing, are singing)**

Today is Monday, and right now it's raining.

It's windy and cold, so Marissa is staying (stay) home. But later she has plans. She is meeting (meet) her mom at the mall, and in the afternoon, she is doing (do) the laundry- a good plan for a rainy day! What about the rest of the week? Tomorrow, she is working (work), and at 5:30, she is meeting (meet) Sandy at the city Bookstore. The day after tomorrow, she is working (work) and she is calling (call) her dad at 1:00. Then, at 3:30 on Thursday afternoon, she is doing (do) to Chinese class.

Later she is meeting (meet) her brother James at Rossini's Restaurant. On Friday, Marissa is working (work) from 9:00 to 12:00. After work, she and Colin is making (make) dinner together at his house. On Saturday, Marissa is exercising (exercise) in the park with Sarah. That evening, she and Scott is going (go) to a concert. On Sunday, she is studying (study) for her driving test and is cleaning (clean) the kitchen.

## GRAMMAR

### the Present Continuous: information questions.

What is he watching? (A TV program.)

Where is he driving? (To work.)

What are you doing? (We're checking e-mail.)

Where are they going? (They're going to the movies.)

BUT: Note the different word order when "who" is the subject.

Example: Who is working? (Ben.)

**Exercise # 2.** Write 6 sentences in Present continuous using **information questions (what, where, who)**.

1. Who is running?
2. What is floating ?
3. Where is she walking?
4. Why is she sleeping?
5. Who is driving?
6. What is flying?

**Exercise # 3.** Select the correct answer, according to the correct sentence.

1. I **a)** \_\_\_\_\_ football.

a) am playing

b) is playing

c) are playing

2. You **c)** \_\_\_\_\_ tennis.

a) am playing

b) is playing

c) are playing

3. He **b)** \_\_\_\_\_ video games.

a) am playing

b) is playing

c) are playing

4. It **b)** \_\_\_\_\_ golf.

a) am playing

b) is playing

c) are playing

5. We **c)** \_\_\_\_\_ the guitar.

a) am playing


b) is playing

c) are playing



## VOCABULARY - Love, like, don't like, hate

After love, like, don't like and hate we can use a noun or verb + ing.



**Exercise #4.** Escribe el significado en español de:

1. Love - amar\ amor
2. Like - gusto\gustar
3. Don't like - no me gusta\ no gustar
4. Hate odio\ odiar

**Exercise #5.** Write the verb + ing forms of the verbs in:

1. I love playing tennis. (play)
2. I like having a sister. (have)
3. I hate going to concerts. (go)
4. I don't like getting up early (get up)
5. I like sleeping in the afternoon. (sleep)
6. I love living in this city. (live)

**Exercise #6.** Translate the next text to Spanish:

Family Celebration in Ecuador

Hello this is Jack reporting from the Annual Family Celebration in Quito, Ecuador. People are having a wonderful time. Most men are cooking a traditional dish called Fanesca. Some women are playing hide-and-seek with their children. The elderly are listening to old music and telling stories from the past.

**Translation:**

Celebración Familiar en Ecuador

Hola, soy Jack y estoy reportando desde la celebración familiar anual en Quito, Ecuador. La gente está teniendo un día asombroso. La mayoría de los hombres está cocinando un platillo tradicional llamado: "Fanesca". La mayoría de las mujeres está jugando a las escondidas con sus niños. Los ancianos están escuchando música antigua y contando historias de su pasado.