



Nombre de alumno: Cynthia Mariana Jimenez Ramirez.

Nombre del profesor: Juan Jaime.

Nombre del trabajo: Unit Activity #1 – U3 2BEN

Materia: Ingles 2.

PASIÓN POR EDUCAR

Grado: Segundo Semestre.

Grupo: A.

TOURIST INFORMATION - CLOTHES

VOCABULARY

Exercise 1. Match the adjectives to pictures a-h. (Escribe la letra de la figura que concuerda con la palabra)

- (8) - a wallet
- (4) - keys.
- (11) - a money
- (9) - an ID card
- (7) - a map
- (5) - a laptop
- (2) - a purse
- (10) - a credit card
- (6) - a passport
- (7) - a guide book
- (3) - a camera



Vocabulary - Clothes



GRAMMAR - Demonstrative adjectives: "this", "that", "these", "those".



Es importante comenzar señalando que los pronombres pueden estar en singular o plural y que pueden hacer referencia a la distancia.

This (este/a/o)

That (ese/a/o, aquél, aquello/a)

These (estos/as)

Those (esos/as, aquellos/as)

Ejemplos:

Singular and this (singular y aquí):

I like this car. (Me gusta este coche.)

Singular and there (singular y allí):

I like that car. (Me gusta ese coche.)

Plural and here (plural y aquí):

I like these cars. (Me gustan estos coches.)

Plural and there (plural y allí):

I like those cars. (Me gustan aquellos coches.)

Los pronombres demostrativos pueden ir acompañados de un nombre como vemos en los ejemplos anteriores, o pueden ir solos como en los siguientes ejemplos:

This is a good book. (Éste es un buen libro.)

What is that? (¿Qué es eso?)

Other Uses of Demonstrative Pronouns (Otros usos de los demostrativos)

1. Podemos utilizarlos "this" para presentarnos por teléfono.

Hello. This is Alicia. (Hola. Soy Alicia.)

2. Para preguntar quién hay al otro lado de la línea telefónica o en un lugar oscuro, usamos "that".

Peter, is that you? (¿Eres tú, Peter?)

3. También usamos "this" cuando presentamos personas.

Lucy, this is my friend Jill. (Lucy, ésta es mi amiga Jill.)

4. "That" también lo podemos utilizar para referirnos a algo del pasado.

That pizza was delicious. (Aquella pizza estaba riquísima.)

Exercise 2. Look at the pictures. "Write "this", "that", "these", or "those" and the name of the clothes.



1. Those jackets



2. This jacket



3. This skirt



4. Those shoes



5. these shirts



6. These high heels



7. These suits



8. those ties

Exercise 3. Escribe 8 oraciones usando "this", "that", "these", and "those".

1. this shoe is very big.

2. that hat is black.

3. these books are very ugly.


4. those pencils are very small.

5. this pants is very old.


6. that lord is very rich.

7. those children are very naughty.

GRAMMAR - The Present Simple tense: affirmative statements with “like”, “want”, “need” and “have”.



Tina **likes** these shoes. She **wants** that shirt.



Rob **needs** a book. Now he **has** a book.

I	like	those sweaters
You	want	
We	need	
They	have	
Sara and Jim		
He	likes	those sweaters, too.
She	wants	
Cassie	needs	
Ivan	has	















For he, she, and it, add -s to the base form.

like → likes
 want → wants
 need → needs
 BUT: have → has

Exercise 3. Complete each statement with the correct form of the verb.

1. I **like** (like/likes) your tie.
2. My friends **want** (want/ wants) this suit.
3. Janet **needs** (need / needs) this skirt.
4. Peter **has** (have / has) that jacket.
5. We **like** (like / likes) our dresses.
6. Sue and Tara **want** (want/ wants) those suits.

VOCABULARY – Colors and Sizes

COLORS					SIZES			
						11. small		
1. white	2. gray	3. black	4. red	5. orange		12. medium		
						13. large		
						14. extra large		
6. yellow	7. green	8. blue	9. purple	10. brown				

Exercise 4. Complete the sentences with the correct form of the verb. Use contractions.

1. A: **Do** (Do/Does) your children **have** (have) sweaters for school?

B: My daughter **does** (do/does), but my son **doesn't** (don't/doesn't).

2. A: **does** (Do/Does) your husband **need** (need) a black tie?

B: No, he **doesn't** (don't/doesn't). He **has** (have) two black ties.

3. A: I **need**(need) a blue suit for work. **do** (Do/Does) you **need** (need) one too?

B: Yes, I **do** (do/does).

4. A: **do** (Do/Does) you **like** (like) that green shirt?

B: Actually, no, I **don't like** (don't/doesn't).

5. A: We **don't like** (not like) the clothes in this store.

B: Really? that`s too bad. We **do** (do/does).

6. A: **do** (Do/Does) you **have** (have) this black jacket in size 34?

B: No, I'm sorry. We **don't** (don't/doesn't).

GRAMMAR

Favorite

Favorite = the thing or person we like best.

Example: My favorite color is pink.

Example: This is my favorite jacket.

Example: These are my favorite boots.

Example: What's your favorite color?

Example: Who`s your favorite actor?

TIP= we use "who" to ask about a person

Example: A: Who`s your favorite actor?

B: Leonardo Di Caprio.



i) Fill in the gaps with "this", "these", "my", "who" or "what".

1. answer favorite color is pink.

2. answer is my favorite jacket.

3. answer are my favorite boots.

4. answer `s your favorite color?

5. answer `s your favorite actor?

VOCABULARY- Opposite adjectives to describe clothes



GRAMMAR - The Present Simple tense: questions with “what”, “what color”, “what size”, “why”, “which one” and “which ones”.

- Use a question word and “do” or “does” to ask information questions in the Present Simple tense.

Example: What do you need? (A blue and white tie).

Example: What does she want? (New shoes).

- Use “because” to answer questions with “why”.

Example: Why do they want that suit? (Because it's nice).

- Use “what color” or “what size” to ask about color and size.

Example: What color do you want? (Black).

Example: What size does he need? (Extra large).

- Use “which” to ask about choice. Answer with “one” or “ones”.

Example: Which sweater do you want? (The blue one).

Example: Which shoes does he like? (The black ones).

Exercise 5. Complete the conversations in your own words.

1. A: Which skirt _____ she _____ (she / want)?

B: The _____ want _____ one.

2. A: What _____ your friend _____ (your friend / need)?

B: _____ need _____.

3. A: What color shoes _____ like _____ (you / like)?

B: _____ you _____.

4. A: Why _____ you _____ (you / want) new shoes?

B: _____ want _____.

5. A: Which shirts _____ like _____ (you / like)?

B: The _____ you like _____.

6. A: What size shoes _____ need _____ (you / need)?

B: _____ you _____.