

**Nombre de alumno: Jose Antonio Borrallles
Morales**

**Nombre del profesor: Juan Manuel
Jaime Díaz**

**Nombre del trabajo: Unit Activity #1– U3 2
BEN**

Materia: Ingles II

Grado: 2 semestre

Grupo: BEN01EMM0121-A

TOURIST INFORMATION - CLOTHES

VOCABULARY

Exercise 1. Match the adjectives to pictures a-h. (Escribe la letra de la figura que concuerda con la palabra)

(8) - a wallet

(4) - keys.

(11) - a money

(9) - an ID card

(1) - a map

(5) - a laptop

(2) - a purse

(10) - a credit card

(6) - a passport

(7) - a guide book

(3) - a camera



Vocabulary - Clothes



GRAMMAR - Demonstrative adjectives: "this", "that", "these", "those".



Es importante comenzar señalando que los pronombres pueden estar en singular o plural y que pueden hacer referencia a la distancia.

This (este/a/o)

That (ese/a/o, aquél, aquello/a)

These (estos/as)

Those (esos/as, aquellos/as)

Ejemplos:

Singular and this (singular y aquí):

I like this car. (Me gusta este coche.)

Singular and there (singular y allí):

I like that car. (Me gusta ese coche.)

Plural and here (plural y aquí):

I like these cars. (Me gustan estos coches.)

Plural and there (plural y allí):

I like those cars. (Me gustan aquellos coches.)

Los pronombres demostrativos pueden ir acompañados de un nombre como vemos en los ejemplos anteriores, o pueden ir solos como en los siguientes ejemplos:

This is a good book. (Éste es un buen libro.)

What is that? (¿Qué es eso?)

Other Uses of Demonstrative Pronouns (Otros usos de los demostrativos)

1. Podemos utilizarlos "this" para presentarnos por teléfono.

Hello. This is Alicia. (Hola. Soy Alicia.)

2. Para preguntar quién hay al otro lado de la línea telefónica o en un lugar oscuro, usamos "that".

Peter, is that you? (¿Eres tú, Peter?)

3. También usamos "this" cuando presentamos personas.

Lucy, this is my friend Jill. (Lucy, ésta es mi amiga Jill.)

4. "That" también lo podemos utilizar para referirnos a algo del pasado.

That pizza was delicious. (Aquella pizza estaba riquísima.)

Exercise 2. Look at the pictures. "Write "this", "that", "these", or "those" and the name of the clothes.




1. Those jackets



2. this jacket



3. this skirt



4. Those shoes



5. These shirts



6. These high heels



7. These suits




8. Those ties

Exercise 3. Escribe 8 oraciones usando "this", "that", "these", and "those".


1. **This** pencil is blue
2. **This** apple is sweet
3. **That** car is very fast
4. **That** house looks big
5. **These** children are playing
6. **These** strawberries are good
7. **Those** are his shoes

8. **Those** birds fly very high

GRAMMAR - The Present Simple tense: affirmative statements with “like”, “want”, “need” and “have”.



Tina **likes** these shoes. She **wants** that shirt.



Rob **needs** a book. Now he **has** a book.

| | | |
|--------------|-------|----------------------|
| I | like | those sweaters |
| You | want | |
| We | need | |
| They | have | |
| Sara and Jim | | |
| He | likes | those sweaters, too. |
| She | wants | |
| Cassie | needs | |
| Ivan | has | |


For he, she, and it, add -s to the base form.

like → likes
want → wants
need → needs
BUT: have → has

Exercise 3. Complete each statement with the correct form of the verb.

1. I like (like/likes) your tie.
2. My friends want (want/ wants) this suit.
3. Janet needs (need / needs) this skirt.
4. Peter has (have / has) that jacket.
5. We like (like / likes) our dresses.
6. Sue and Tara want (want/ wants) those suits.

VOCABULARY – Colors and Sizes



Exercise 4. Complete the sentences with the correct form of the verb. Use contractions.

1. A: Do (Do/Does) your children have (have) sweaters for school?
 B: My daughter does (do/does), but my son doesn't (don't/doesn't).
2. A: Does (Do/Does) your husband need (need) a black tie?
 B: No, he do (don't/doesn't). He has (have) two black ties.
3. A: I need (need) a blue suit for work. Do (Do/Does) you need (need) one too?
 B: Yes, I do (do/does).
4. A: Do (Do/Does) you like (like) that green shirt?
 B: Actually, no, I don't like (don't/doesn't).
5. A: We don't like (not like) the clothes in this store.
 B: Really? that's too bad. We do (do/does).
6. A: Do (Do/Does) you have (have) this black jacket in size 34?
 B: No, I'm sorry. We don't (don't/doesn't).

GRAMMAR

Favorite

Favorite = the thing or person we like best.

Example: My favorite color is pink.

Example: This is my favorite jacket.

Example: These are my favorite boots.

Example: What's your favorite color?

Example: Who's your favorite actor?

TIP= we use "who" to ask about a person

Example: A: Who's your favorite actor?

B: Leonardo Di Caprio.



i) Fill in the gaps with "this", "these", "my", "who" or "what".

1. answer favorite color is pink.

2. answer is my favorite jacket.

3. answer are my favorite boots.

4. answer's your favorite color?

5. answer's your favorite actor?

VOCABULARY- Opposite adjectives to describe clothes



1. new



2. old



3. dirty



4. clean



5. loose



6. tight



7. cheap



8. expensive



9. long



10. short

GRAMMAR - The Present Simple tense: questions with “what”, “what color”, “what size”, “why”, “which one” and “which ones”.

- Use a question word and “do” or “does” to ask information questions in the Present Simple tense.

Example: What do you need? (A blue and white tie).

Example: What does she want? (New shoes).

- Use “because” to answer questions with “why”.

Example: Why do they want that suit? (Because it's nice).

- Use “what color” or “what size” to ask about color and size.

Example: What color do you want? (Black).

Example: What size does he need? (Extra large).

- Use “which” to ask about choice. Answer with “one” or “ones”.

Example: Which sweater do you want? (The blue one).

Example: Which shoes does he like? (The black ones).

Exercise 5. Complete the conversations in your own words.

1. A: Which skirt _____want_____ (she / want)?

B: The _____one.

2. A: What _____need_____ (your friend / need)?

B: _____.

3. A: What color shoes ____like_____ (you / like)?

B: ____my shoes are blue__.

4. A: Why _____want_____ (you / want) new shoes?

B: _____ mine are broken _____.

5. A: Which shirts _____you_____ (you / like)?

B: The _____blue_____.

6. A: What size shoes _____ need _____ (you / need)?

B: _____ I need number 7 _____.