



Nombre del alumno:

Yessica Guzmán Sántiz

Nombre del profesor:

Dr. Dario Cristiaderit Gutiérrez Gómez

Nombre del trabajo:

EXCEL

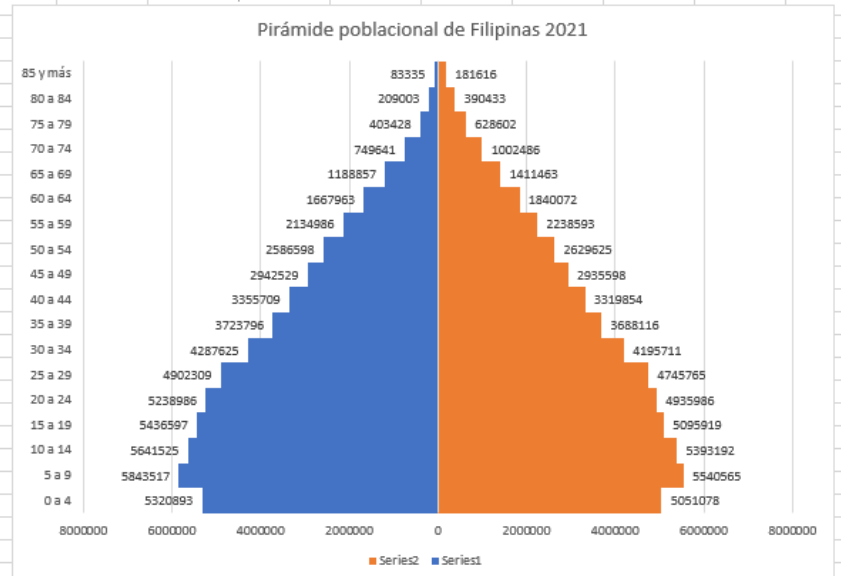
Materia:

Investigación epidemiológica avanzada

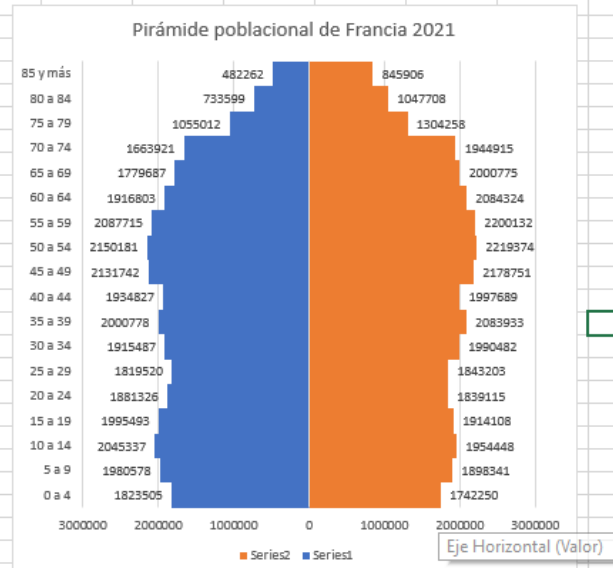
Grado:

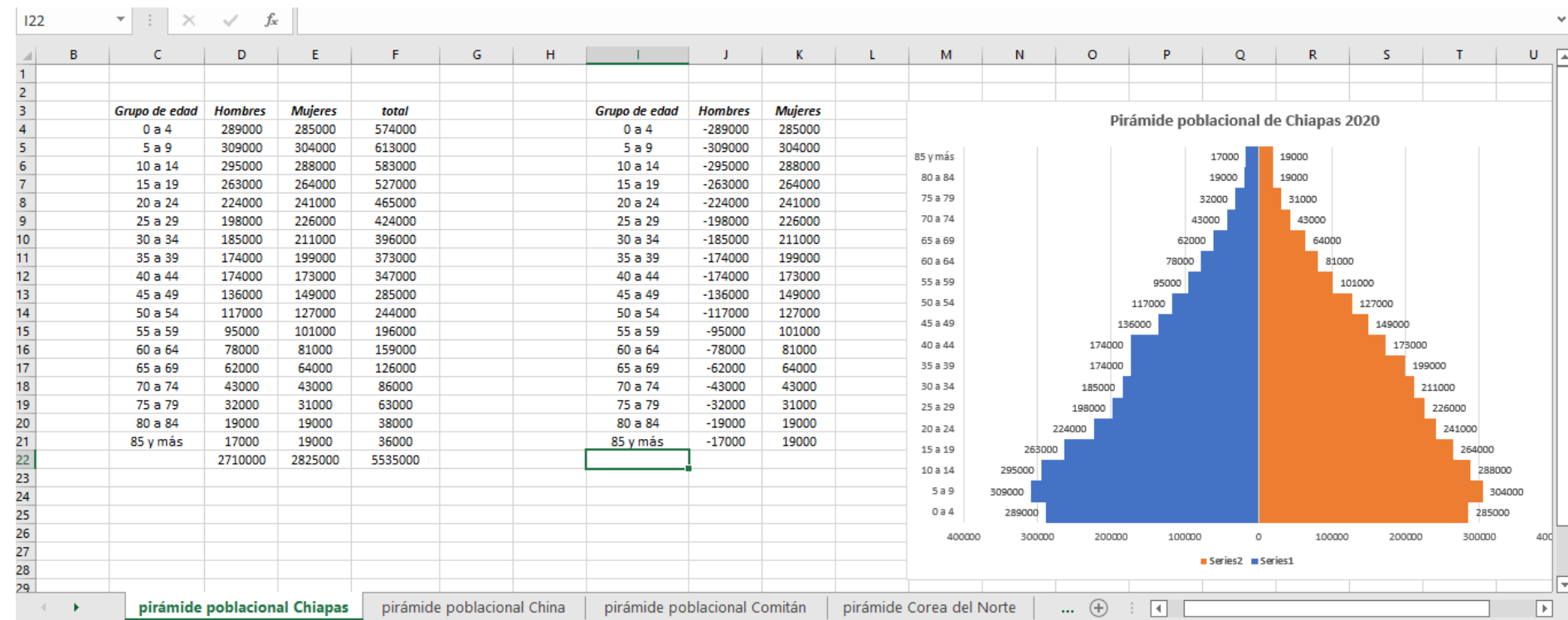
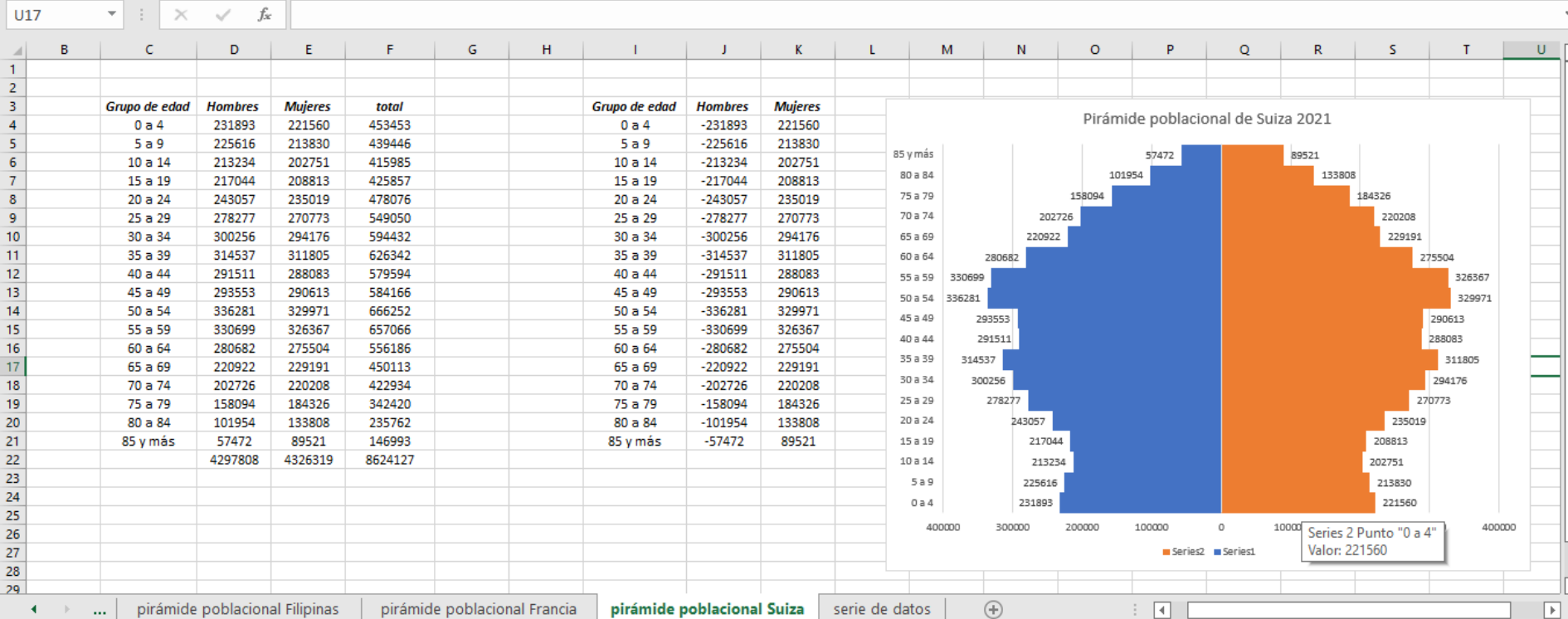
4°A

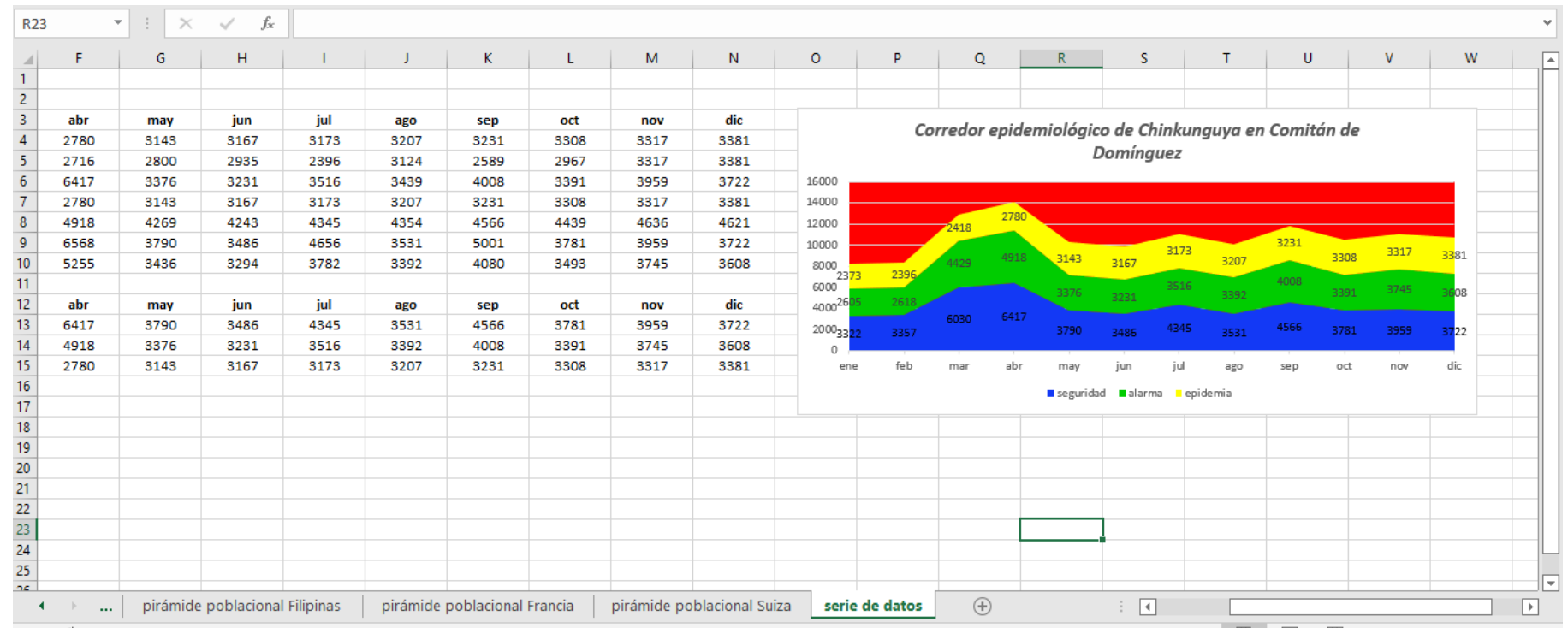
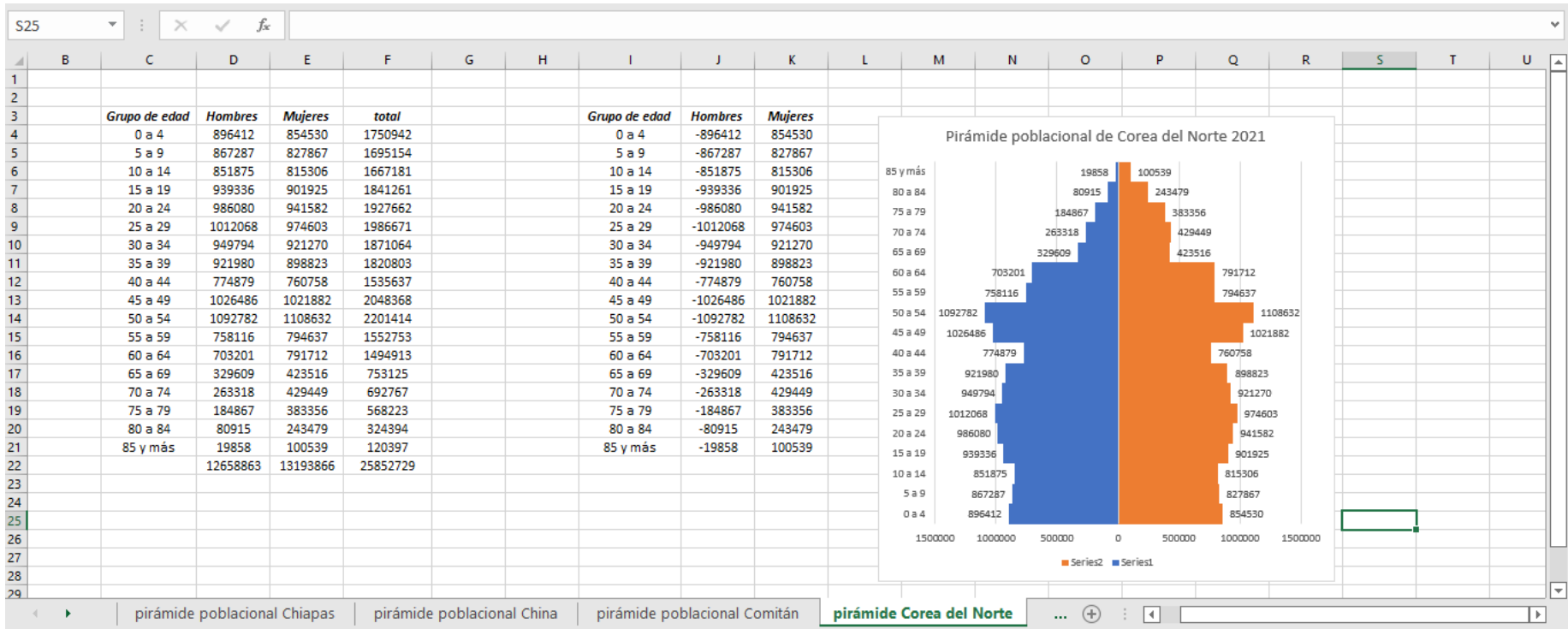
	B	C	D	E	F	G	H	I	J	K	L	M	N	O	P	Q	R	S	T	U
1																				
2																				
3		Grupo de edad	Hombres	Mujeres	total			Grupo de edad	Hombres	Mujeres										
4		0 a 4	5320893	5051078	10371971			0 a 4	-5320893	5051078										
5		5 a 9	5843517	5540565	11384082			5 a 9	-5843517	5540565										
6		10 a 14	5641525	5393192	11034717			10 a 14	-5641525	5393192										
7		15 a 19	5436597	5095919	10532516			15 a 19	-5436597	5095919										
8		20 a 24	5238986	4935986	10174972			20 a 24	-5238986	4935986										
9		25 a 29	4902309	4745765	9648074			25 a 29	-4902309	4745765										
10		30 a 34	4287625	4195711	8483336			30 a 34	-4287625	4195711										
11		35 a 39	3723796	3688116	7411912			35 a 39	-3723796	3688116										
12		40 a 44	3355709	3319854	6675563			40 a 44	-3355709	3319854										
13		45 a 49	2942529	2935598	5878127			45 a 49	-2942529	2935598										
14		50 a 54	2586598	2629625	5216223			50 a 54	-2586598	2629625										
15		55 a 59	2134986	2238593	4373579			55 a 59	-2134986	2238593										
16		60 a 64	1667963	1840072	3508035			60 a 64	-1667963	1840072										
17		65 a 69	1188857	1411463	2600320			65 a 69	-1188857	1411463										
18		70 a 74	749641	1002486	1752127			70 a 74	-749641	1002486										
19		75 a 79	403428	628602	1032030			75 a 79	-403428	628602										
20		80 a 84	209003	390433	599436			80 a 84	-209003	390433										
21		85 y más	83335	181616	264951			85 y más	-83335	181616										
22			55717297	55224674	110941971															



	A	B	C	D	E	F	G	H	I	J	K	L	M	N	O	P	Q	R	S	T
1																				
2																				
3		Grupo de edad	Hombres	Mujeres	total			Grupo de edad	Hombres	Mujeres										
4		0 a 4	1823505	1742250	3565755			0 a 4	-1823505	1742250										
5		5 a 9	1980578	1898341	3878919			5 a 9	-1980578	1898341										
6		10 a 14	2045337	1954448	3999785			10 a 14	-2045337	1954448										
7		15 a 19	1995493	1914108	3909601			15 a 19	-1995493	1914108										
8		20 a 24	1881326	1839115	3720441			20 a 24	-1881326	1839115										
9		25 a 29	1819520	1843203	3662723			25 a 29	-1819520	1843203										
10		30 a 34	1915487	1990482	3905969			30 a 34	-1915487	1990482										
11		35 a 39	2000778	2083933	4084711			35 a 39	-2000778	2083933										
12		40 a 44	1934827	1997689	3932516			40 a 44	-1934827	1997689										
13		45 a 49	2131742	2178751	4310493			45 a 49	-2131742	2178751										
14		50 a 54	2150181	2219374	4369555			50 a 54	-2150181	2219374										
15		55 a 59	2087715	2200132	4287847			55 a 59	-2087715	2200132										
16		60 a 64	1916803	2084324	4001127			60 a 64	-1916803	2084324										
17		65 a 69	1779687	2000775	3780462			65 a 69	-1779687	2000775										
18		70 a 74	1663921	1944915	3608836			70 a 74	-1663921	1944915										
19		75 a 79	1055012	1304258	2359270			75 a 79	-1055012	1304258										
20		80 a 84	733599	1047708	1781307			80 a 84	-733599	1047708										
21		85 y más	482262	845906	1328168			85 y más	-482262	845906										
22			31397773	33089712	64487485															







	A	B	C	D	E	F	G	H	I	J	K
1											
2		TBN	2.173913		SM	-127		N intermedia	2062		
3		Nacidos vivos	46		Tasa de inmigrantes	0					
4		población total	2116		Tasa de emigrantes	127					
5		población hombres	984								
6		población mujeres	1132								
7											
8		TBM	1.2759924		N final	2008					
9		Defunciones	27								
10		rotavirus	6								
11		accidentes	2								
12		cáncer	1								
13		COVID	15								
14		Desconocido	3								
15											
16											
17											