

NOMBRE DEL TABAJO: CAPTURA DE ESTRUCTURAS

NOMBRE DEL ALUMNO: JULIO ALBERTO AGUILAR VERA

NOMBRE DEL PROFESOR: PEDRO ALBERTO GARCIA

NOMBRE DE LA MATERIA: ANALISIS DE ESTRUCTURAS

GRADO Y

GRUPO: 5^a "A"

STAAD.Pro V8i (SELECTseries 6) - Structure1

File Edit View Tools Select Geometry Commands Analyze Mode Bentley Cloud Services Window Help

Modeling Building Planner Piping Bridge Deck Postprocessing Foundation Design Steel Design RAM Connection Concrete Design Advanced Slab Design Earthquake

Structure1 - Whole Structure

Structure1 - Job Info

CONNECTED Project

Job

Client

Job No.

Rev.

Part

Ref

File
Filename : Structure1.std
Directory :
Date / Time : 23-Feb-2022 09:40 AM
File size : 2638 More...

Engineer Checker Approved
Name

Date 21-Feb-22

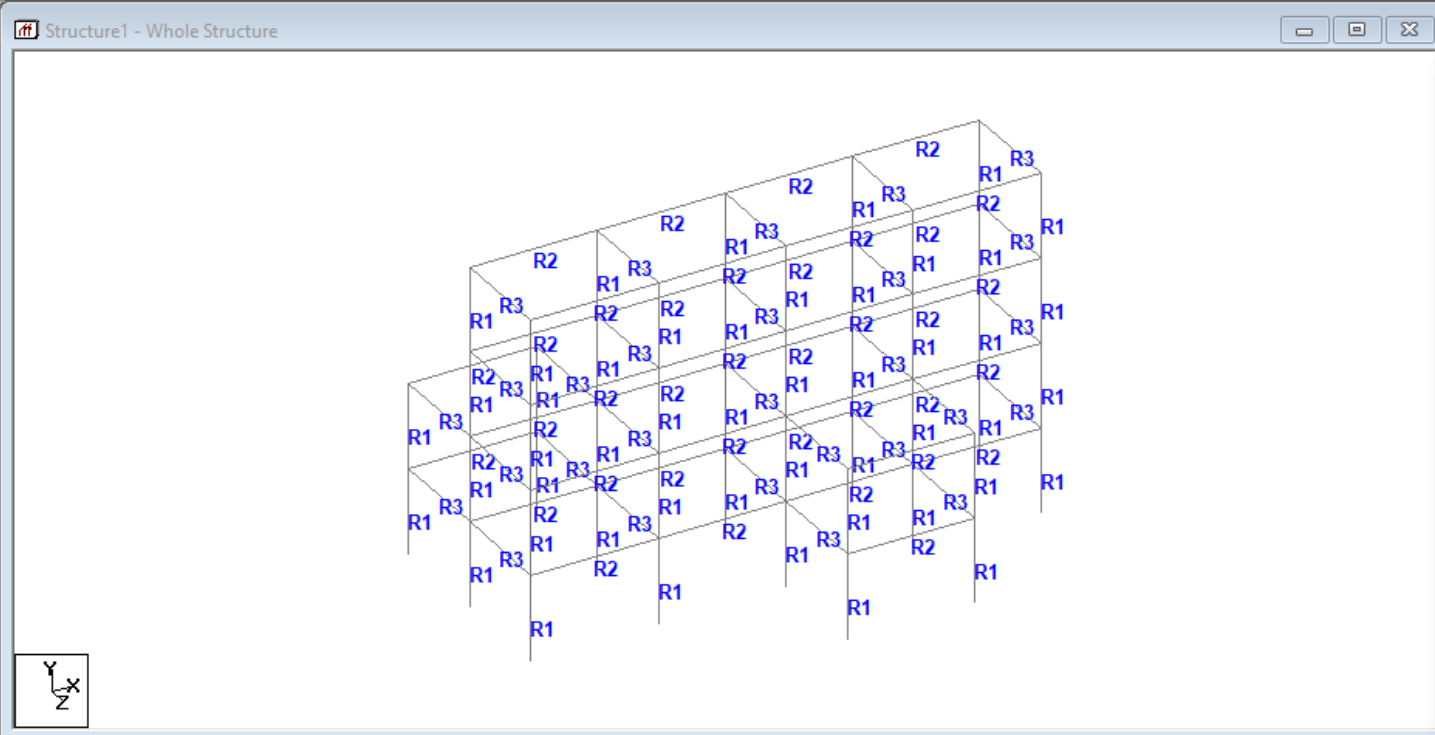
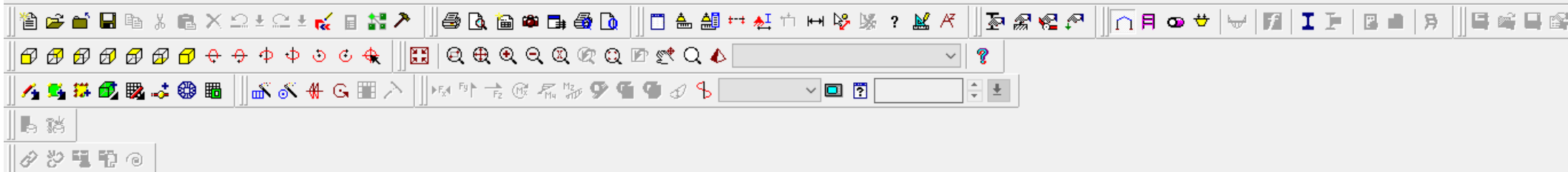
Comment

For Help, press F1

Modeling Mo Input Units: kg-m

Escribe aquí para buscar

20°C 05:52 p. m. 24/02/2022



Ref	Section	Material
1	Rect 0.60x0.60	CONCRETE
2	Rect 0.50x0.20	CONCRETE
3	Rect 0.40x0.20	CONCRETE

Highlight Assigned Geometry

Edit... Delete...

Values... Section Database Define...

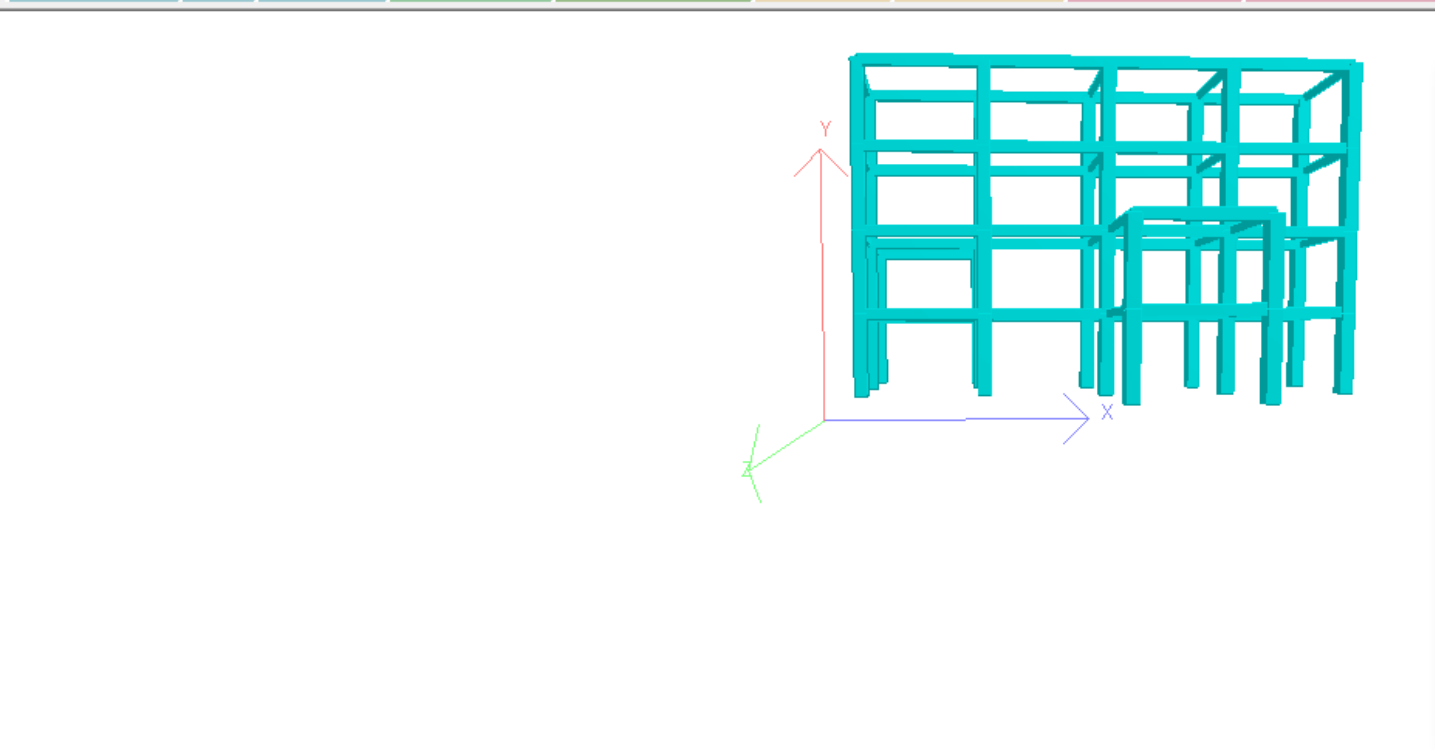
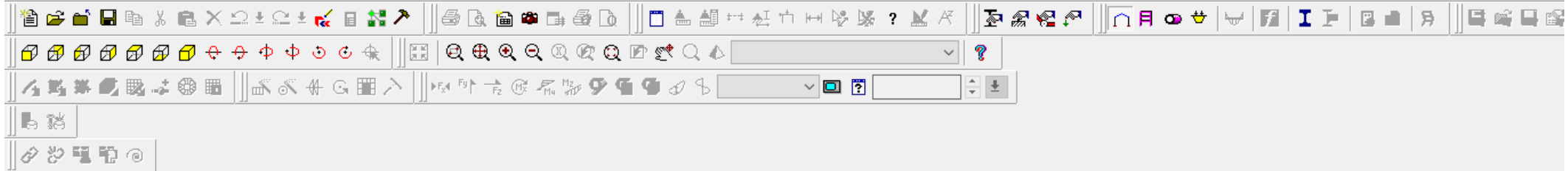
Materials... Thickness... User Table...

Assignment Method

Assign To Selected Beams Use Cursor To Assign

Assign To Edit List Assign To View

Assign Close Help



Properties - Whole Structure

Section Beta Angle

Ref	Section	Material
1	Rect 0.60x0.60	CONCRETE
2	Rect 0.50x0.20	CONCRETE
3	Rect 0.40x0.20	CONCRETE

Highlight Assigned Geometry

Edit... Delete...

Values... Section Database Define...


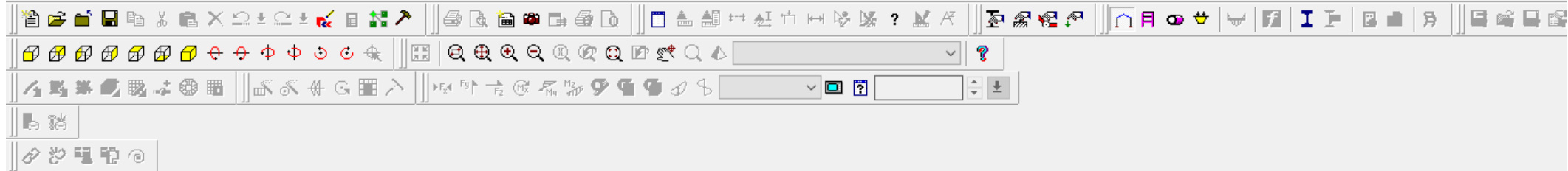
Materials... Thickness... User Table...

Assignment Method

Assign To Selected Beams Use Cursor To Assign

Assign To Edit List Assign To View

Assign Close Help



Properties - Whole Structure

Section Beta Angle

Ref	Section	Material
1	Rect 0.60x0.60	CONCRETE
2	Rect 0.50x0.20	CONCRETE
3	Rect 0.40x0.20	CONCRETE

Highlight Assigned Geometry

Edit... Delete...

Values... Section Database Define...


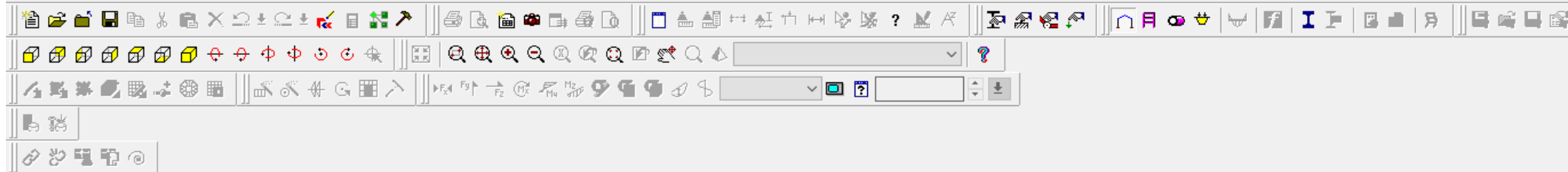
Materials... Thickness... User Table...

Assignment Method

Assign To Selected Beams Use Cursor To Assign

Assign To Edit List Assign To View

Assign Close Help



Properties - Whole Structure

Section Beta Angle

Ref	Section	Material
1	Rect 0.60x0.60	CONCRETE
2	Rect 0.50x0.20	CONCRETE
3	Rect 0.40x0.20	CONCRETE

Highlight Assigned Geometry

Edit... Delete...

Values... Section Database Define...

Materials... Thickness... User Table...

Assignment Method

Assign To Selected Beams Use Cursor To Assign

Assign To Edit List Assign To View

Assign Close Help