



Nombre de alumno: Elioenai David López
Espinosa

Nombre del profesor: Pedro Alberto García

Nombre del trabajo: TRABES

Materia: ANALISIS DE ESTRUCTURAS

Grado: 5to

Grupo: "A"

TR-1


1: Area tributaria
 $3.968/5 = 0.7936 \text{ m}^2$

$$R_A = R_B = (0.8062)(4) / 2 = 1.6124 \text{ TON}$$

2: peso propio De la Trabe
 $0.15 \times 0.35 \times 0.240 = 0.0126 \text{ T/m}$

3: sumatoria total

$$0.8062 \text{ T/m}$$



TR-2

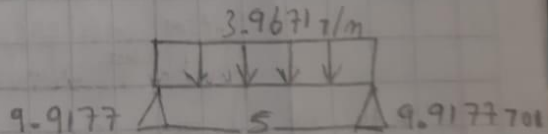
1: Area Tributaria C.P.
 $3.9687/5 = 0.7937(2) = 1.5874$

2: peso propio De la trabe
 $0.15 \times 0.40 \times 0.240 = 0.0144 \text{ T/m}$

$$R_A = R_B = (3.9671)(5) / 2$$

$$R_A = R_B = 9.9177 \text{ TON}$$

3: peso De Muro
 $2.55 \times 0.270 = 0.6885$



4: p.p. de la cadena de cerramiento
 $0.15 \times 6.40 \times 0.240 = 0.0144 \text{ T/m}$

5: Area tributaria de los de azotea
 $4.1562/5 = 0.8312(2) = 1.6624$

$$\Sigma = 3.9671$$

TR-3

1: Area Tributaria G.P.

$$\frac{6.35}{6.50} = 0.9769$$

2: P.P de la trabe

$$0.15 \times 0.55 \times 0.240 = 0.0198$$

3: peso de muro

$$2.70 \times 0.270 = 0.729$$

4: P.P de la cadena de cerramiento

$$0.15 \times 0.25 \times 0.240 = 0.009$$

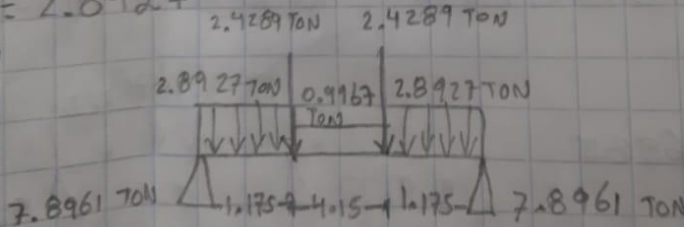
5: Area tributaria de losa de azotea

$$\frac{6.65}{6.50} = 1.0230$$

6: pretil

$$0.56 \times 0.270 = 0.135$$

$$\sum = 2.8927$$



TR-4

1- peso propio de la trabe

$$0.15 \times 0.35 \times 0.240 = 0.0126$$

2- peso de muro (pretil)

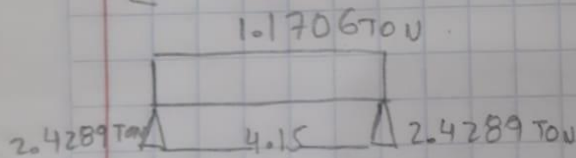
$$0.50 \times 0.270 = 0.135$$

3- Area Tributaria de Azotea

$$\frac{6.65}{6.50} = 1.0230$$

6.50

$$4- \sum = 1.1706$$



TR-5

1- peso propio de la trabe

$$0.15 \times 0.35 \times 0.270 = 0.0126$$

2- peso de muro

$$0.50 \times 0.270 = 0.135$$

3- Area Tributaria de Losa de Azotea

$$\frac{4.1562}{5} = 0.8312$$

5

$$\sum = 0.9788$$

