



UNIVERSIDAD DEL SURESTE

ALUMNO: JAIRO ALFONSO BULNES ARGUETA

**PROFESOR (A): ANA LAURA CULEBRO
TORRES**

TEMA: ACTIVIDAD 1

PARCIAL: 1

MATERIA: INGLES 1

**LIC. ADMINISTRACION Y ESTRATEGIA
DE NEGOCIOS**

CUATRIMESTRE: 1ER CUATRIMESTRE

MATRICULA: 409421752

CEL. 919-209-7904

CORREO: alfobul05@gmail.com

GRAMMAR FOCUS

The verb be

I'm Jennifer Miller.

You're in my class.

She's in our class. (**Jennifer is** in our class.)

He's over there. (**Steven is** over there.)

It's Miller. (**My last name is** Miller.)

Are you Steven Carson?

Yes, **I am**.

No, **I'm not**.

How **are you**?

I'm fine.

I'm = I am

You're = You are

He's = He is

She's = She is

It's = It is

A Complete the conversation with the correct words in parentheses. Then practice with a partner.

- David: Hello, Jennifer. How are (is / are) you?
 Jennifer: I'm (She's / I'm) fine, thanks.
Sorry (I'm / It's) sorry – what's your name again?
 David: It's (He's / It's) David – David Medina.
 Jennifer: That's right! David, this is (is / am) Sarah Conner.
She's (She's / He's) in our math class.
 David: Hi, Sarah. It's (I'm / It's) nice to meet you.
 Sarah: Hi, David. I think You're (you're / I'm) in my English class, too.
 David: Oh, right! Yes, I am (are / am).

1 My, your, his, her

- Use *his* with males and *her* with females: **His** name is David. (NOT: Her name is David.) **Her** name is Maria. (NOT: His name is Maria.)

Complete the conversations with *my*, *your*, *his*, or *her*.

- A: Hello. My name is Carlos.
 B: Hi, Carlos. What's Her last name?
 A: It's Gonzales.
 B: How do you spell Your last name? Is it G-O-N-Z-A-L-E-Z?
 A: No, it's G-O-N-Z-A-L-E-S. And what's Her name?
 B: My name is Bill Powers. Nice to meet you.
- A: What's Ms. Robinson's first name?
 B: Your first name is Katherine. His nickname is Katie.
 A: I'm sorry. What's Your first name again?
 B: It's Katherine. And what's Mr. Weber's first name?
 A: My first name is Peter.
 B: That's right. And My nickname is Pete.

2

ARTICLES Classroom objects

A Listen. Complete these sentences with *a* or *an*.

articles

a + vowel sound
a + consonant sound



1. This is a book.



2. This is an eraser.

3. This is an English book.



4. This is a marker.







5. This is a notebook.












6. This is an clock.

GRAMMAR FOCUS



This/these, it/they; plurals

	This is a clock.		What's this ? It's an earring.	It's = It is They're = They are
	These are clocks.		What are these ? They're earrings.	

Complete these conversations. Then practice with a partner.

		
1. A: What <u>are these</u> ? B: <u>They're keys</u>	2. A: What <u>it</u> ? B: <u>A map</u>	3. A: What <u>Are these</u> ? B: <u>They are backpacks</u>
		
4. A: What <u>this</u> ? B: <u>A cluck</u>	5. A: What <u>this</u> ? B: <u>An umbrella</u>	6. A: What <u>it</u> ? B: <u>A sun lens</u>
		

Complete the questions with this or these. Then answer the questions.

		
1. A: What's <u>this</u> ? B: <u>It's a camera</u>	2. A: What's <u>this</u> ? B: <u>An alarm clock</u>	3. A: What are <u>these</u> ? B: <u>earrings</u>
		
4. A: What are <u>these</u> ? B: <u>Some markers</u>	5. A: What are <u>this</u> ? B: <u>A sun lens</u>	6. A: What's <u>this</u> ? B: <u>ID</u>

Complete the conversation. Use the words in the box.

a 's this they you
 an it's these they're you're

Dana: Wow! What's this?

Chris: It's a purse.

Dana: Oh, cool. Thank You, Chris.

Chris: You're welcome.

Eva: Now open they box.

Dana: OK. What 's this?

Eva: It's a scarf.

Dana: Oh, thank you, Eva. And what are this ?

Eva: they 're earrings.

Dana: Thanks! It's great!

Amy: Open this, too!

Dana: Oh, it's a umbrella. Thanks, Amy!



 U D S