





## **Mi Universidad**

Nombre Del Alumno : Maria Guadalupe Pérez Zurita

Nombre Del Tema : Actividades De Ingles

Parcial : 1er

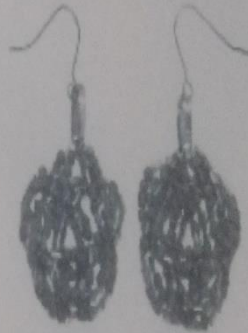
Nombre De La Materia : Ingles 1

Nombre Del Profesor : Ana Laura Culebro Torres

Nombre De La Licenciatura : Lic. En administración  
Y Estrategias De Negocios

Cuatrimestre : 1er Cuatrimestre

→ Complete the questions with this or these. Then answer the questions.



1. A: What's this ?



B: It's a camera .

2. A: What's this ?

B: it's a watch .

3. A: What are this ?

B: It's a Pendants .



4. A: What are this ?

B: It's a markers .

5. A: What are this ?

B: It's a Glasses .

6. A: What's this ?

B: it's a ID .

**A** Complete the conversation with the correct words in parentheses.  
Then practice with a partner.

David: Hello, Jennifer. How are (is / are) you?

Jennifer: I'm (She's / I'm) fine, thanks.

It's (I'm / It's) sorry - what's your name again?

David: He's (He's / It's) David - David Medina.

Jennifer: That's right! David, this am (is / am) Sarah Conner.

She's (She's / He's) in our math class.

David: Hi, Sarah. I'm (I'm / It's) nice to meet you.

Sarah: Hi, David. I think you're (you're / I'm) in my English class, too.

David: Oh, right! Yes, I am (are / am).

## 1 My, your, his, her

- ▶ Use *his* with males and *her* with females: **His** name is David. (NOT: Her name is David.) Her name is Maria. (NOT: His name is Maria.)

→ Complete the conversations with *my*, *your*, *his*, or *her*.

1. A: Hello. ....*My*..... name is Carlos.

B: Hi, Carlos. What's ....*her*..... last name?

A: It's Gonzales.

B: How do you spell ....*his*..... last name? Is it G-O-N-Z-A-L-E-Z?

A: No, it's G-O-N-Z-A-L-E-S. And what's ....*your*..... name?

B: ....*your*..... name is Bill Powers. Nice to meet you.

2. A: What's Ms. Robinson's first name?

B: ....*his*..... first name is Katherine. ....*his*..... nickname is Katie.

A: I'm sorry. What's ....*her*..... first name again?

B: It's Katherine. And what's Mr. Weber's first name?

A: ....*or her*..... first name is Peter.

B: That's right. And ....*or*..... nickname is Pete.



Complete these conversations. Then practice with a partner.



1. A: What are these..... ?  
B: They're keys.....



2. A: What are those..... ?  
B: It's a map.....



3. A: What are these..... ?  
B: The backpacks.....



4. A: What are those..... ?  
R: It is a watch.....



5. A: What are these..... ?  
R: it's an umbrella.....



6. A: What are these..... ?  
R: They are glasses.....

- |  |  |   |   |  |
|--|--|---|---|--|
| <input checked="" type="checkbox"/> a  | <input checked="" type="checkbox"/> 's   | <input checked="" type="checkbox"/> this  | <input checked="" type="checkbox"/> they    | <input checked="" type="checkbox"/> you    |
| <input checked="" type="checkbox"/> an | <input checked="" type="checkbox"/> it's | <input checked="" type="checkbox"/> these | <input checked="" type="checkbox"/> they're | <input checked="" type="checkbox"/> you're |

Dana: Wow! What's this?

Chris: it's a purse.

Dana: Oh, cool. Thank they, Chris.

Chris: they're welcome.

Eva: Now open you box.

Dana: OK. What these this?

Eva: It's a scarf.

Dana: Oh, thank you, Eva. And what are you're ?

Eva: this 're earrings.

Dana: Thanks! 's great!

Amy: Open this, too!

Dana: Oh, it's an umbrella. Thanks, Amy!

