



Nombre de alumno:

Nombre del profesor: ERIKA ADRIANA IRIS GORDILLO ROJAS



Nombre del trabajo: ACTIVITY # 1

Materia: ingles

Grado: primer semestre

Grupo: b



TEMA PRINCIPAL: THE VERB BE

INTRODUCCIÓN:

Significado del verbo to be

El verbo to be es uno de los más camaleónicos del inglés, por lo que en muchas ocasiones su significado depende del contexto en el que te lo encuentres. Sin embargo, sus significados principales son los siguientes:

1. Ser

He is smart = Él es inteligente

2. Estar

It is cold today = Hoy está hacienda frío

3. Haber

Is there anybody inside? = ¿Hay alguien adentro?

4. Poder (permiso)

Tell her she is not to open the door to strangers = Dile que no puede abrirle la puerta a extraños.

Usos principales del verbo to be

Una vez que ya conocemos sus significados más conocidos, podemos conocer los usos más comunes de este término:

- Verbo

Sirve para mencionar una acción o estado del sujeto en cualquier tiempo.

I am Mexican = Soy mexicano.

I was a doctor = Yo era doctor.

- Verbo auxiliar

Se usa en compañía de otros verbos para dar a entender que las acciones o estados se desarrollan en el momento. Para ello se usa la conjugación –ing.

I am still working= Todavía estoy trabajando.

Conjugación del verbo to be

Te presentamos algunos cuadros con las conjugaciones de los siguientes tiempos: presente, pasado simple, futuro simple, presente perfecto, pasado perfecto, futuro perfecto, condicional y condicional perfecto. Además, incluimos sus formas afirmativas, negativas y de pregunta.

Presente

Afirmativo	Negativo	Pregunta
I am	I am not	Am I?
You are	You are not	Are you?
He / She / It is	He / She / It is not	Is he / she / it?
We are	We are not	Are we?
You are	You are not	Are you?
They are	They are not	Are they?

Verbo to be: Ejemplos en presente

Puedes seguir leyendo la explicación en el siguiente link: <https://www.britishcouncil.org.mx/blog/verbo-to-be>

Ejercicios a realizar para Actividad # 1 (están marcados con una flecha roja)

Introduction – It's nice to meet you

GRAMMAR FOCUS

The verb be

I'm Jennifer Miller.

You're in my class.

She's in our class. (**Jennifer is** in our class.)

He's over there. (**Steven is** over there.)

It's Miller. (**My last name is** Miller.)

Are you Steven Carson?

Yes, **I am**.

No, **I'm not**.

How **are you**?

I'm fine.

I'm = I am

You're = You are

He's = He is

She's = She is

It's = It is

A Complete the conversation with the correct words in parentheses.
Then practice with a partner.

David: Hello, Jennifer. How *are* (is / are) you?

Jennifer: (She's / I'm) fine, thanks.

..... (I'm / It's) sorry – what's your name again?

David: (He's / It's) David – David Medina.

Jennifer: That's right! David, this (is / am) Sarah Conner.

..... (She's / He's) in our math class.

David: Hi, Sarah. (I'm / It's) nice to meet you.

Sarah: Hi, David. I think (you're / I'm) in my English class, too.

David: Oh, right! Yes, I (are / am).

2 The verb *be*

- ▶ In questions, the *be* verb comes before the noun or pronoun: **Is he** your teacher?
- ▶ Don't use contractions in short answers with *Yes*: Are you in my class? Yes, **I am**. (NOT: *Yes, I'm.*)

Complete the conversations. Use the words in the box.

am	I'm	it's	she's	
✓ are	I am	I'm not	you	you're

1. A: Excuse me.*Are*..... you Patty Wilson?
B: No, over there.
A: OK. Thanks.
2. A: Hi. Are Patty Wilson?
C: Yes,
A: Oh, good. Sergio Baez. in my English class.
C: Yes, I nice to meet you, Sergio.

1. A: excuse me ...Are... you Patty Wilson?

B: no I am. Patty over there.

A: ok thanks.

2 A: hi are you patty Wilson?

C: yes I'm not

A: oh good am Sergio Baez you re In my English class.

C: yes I am . nice to meet you Sergio.

ENGLISH BOOK #1 new College Degree.pdf - Adobe Acrobat Reader DC
 Archivo Edición Ver Firmar Ventana Ayuda


Inicio Herramientas ENGLISH BOOK #1 ... x

125%


My, your, his, her

What's your name?	My name is Taylor.	What's = What is
What's his name?	His name is Michael.	
What's her name?	Her name is Jennifer.	

A Complete the conversations. Use *my, your, his, or her*.



1. A: Hello. What's*YOUR*..... name?
 B: Hi. name is Antonio.
 What's name?
 A: name is Nicole.



2. A: What's name?
 B: name is Michael.
 A: And what's name?
 B: name is Jennifer.

1 My, your, his, her

► Use *his* with males and *her* with females: **His** name is David. (NOT: Her name is-)

07:28 p. m.
13/09/2020

A: hello what's your name?

B: my name is Antonio.

What's your name?

A: my name is nocolas.

2 A: what's his name?

B: his name is Michael.

A: And what's her name?

B: her name is Jennifer.

1. A Hello my name is Carlos.
 B: hi Carlos what's your his last name?
 A: it's Gonzales

B: how do you spell your last name? Is it G-O-N-Z-A-L-E
 A: NO it's G-O-N-Z-A-L-E-Z.and what's your name?
 B: my name is bill powers nice to meet you.
 A: what s Ms. Robinson firs name?
 B: Her first name is Katherine her nickname is Katie.
 A: I'm sorry what's her first name again?
 B: it's Katherine and what's Mr. Weber firs name?
 A: his first name is pater.
 B: that's right and his nickname is Pete.

1 My, your, his, her

▶ Use *his* with males and *her* with females: **His** name is David. (NOT: Her name is David.) **Her** name is Maria. (NOT: His name is Maria.)

Complete the conversations with *my, your, his, or her*.

1. A: Hello.My..... name is Carlos.
 B: Hi, Carlos. What's last name?
 A: It's Gonzales.
 B: How do you spell last name? Is it G-O-N-Z-A-L-E-Z?
 A: No, it's G-O-N-Z-A-L-E-S. And what's name?
 B: name is Bill Powers. Nice to meet you.
2. A: What's Ms. Robinson's first name?
 B: first name is Katherine. nickname is Katie.
 A: I'm sorry. What's first name again?
 B: It's Katherine. And what's Mr. Weber's first name?
 A: first name is Peter.
 B: That's right. And nickname is Pete.

Complete these conversation then practice with a partner.

1: A what are these?
B: theyre keys.

2 A: what is this?
B it's map.

5 A: what are these?
B they are bogs.



4: what is this?
B it is a watch.



3 A: what is this?
B it's an umbrella.

6 A: what is this?
B it is a glasses.


5 GRAMMAR FOCUS


This/these, it/they; plurals


This is a clock.  **What's this? It's an earring.**  **It's = It is**


These are clocks.  **What are these? They're earrings.**  **They're = They are**


Complete these conversations. Then practice with a partner.


1.  A: What are these? B: They're keys.

2.  A: What is this? B: It's a map.

3.  A: What are these? B: They are bags.

4.  A: What is this? B: It is a watch.

5.  A: What is this? B: It's an umbrella.

6.  A: What are these? B: They are glasses.

6 WHAT'S THIS CALLED?

a laptop a cell phone a wallet a camera

Check (✓) the things in your bag.
What other things are in your bag?

Source: Based on interviews with people between the ages of 16 and 30

2 ARTICLES Classroom objects

A Listen. Complete these sentences with *a* or *an*.

articles
an + vowel sound
a + consonant sound

1. This is book.

2. This is eraser.

3. This is English book.

4. This is marker.

5. This is notebook.

6. This is clock.

B PAIR WORK Find and spell these things in your classroom.

board	desk	eraser	pen	wall
book bag	dictionary	map	pencil	wastebasket
chair	door	notebook	table	window

A: This is a board.
 B: How do you spell *board*?
 A: B-O-A-R-D.

8
 © Cambridge University Press 2013
 Content from Interchange Intro, © Cambridge University Press 2013

Contents Video Bookmarks Dictionary

8 Student's Book Workbook Video Worksheets Arcade

Escribe aquí para buscar 99+ Windows 05:28 p. m. 24/07/2020

1 this is an book.

2 this is a eraser.

3 this is an English book.

4 this is an marker.

5 this is a notebook.

6 this is an clock.

1. A: What's this ?
B: It's a camera .

2. A: What's _____ ?
B: _____ .

3. A: What are _____ ?
B: _____ .

4. A: What are _____ ?
B: _____ .

5. A: What are _____ ?
B: _____ .

6. A: What's _____ ?
B: _____ .

4 Complete the conversation. Use the words in the box.

a 's this they you
 an it's these they're you're

Dana: Wow! What's this?
Chris: It's a purse.
Dana: Oh, cool. Thank _____ , Chris.

1 A what is this ?
B it's a camera .

2 A what is this?
it is watch

3 A what are these?
they are earrings

4 A what are these?
B they are some brand texts.

5 A what are these?
They are glasses

6 A what is this?
it is an identification

Dana: Wow what this?

Chris: it's a pose

Dana: oh cool thank_you Chris.

Chris: you're welcome.

Eva: now open this box.

Dana: OK what's this?

Eva: it's a scarf.

Dana: oh, thank you Eva and what are these ?

Eva: they're earrings.

Dana: thanks. It's great.

Amy: open this tooj

Dana: oh it's an umbrella thanks Amyj



4. A: What are _____ ? 5. A: What are _____ ? 6. A: What's _____
B: _____ . B: _____ . B: _____

4 Complete the conversation. Use the words in the box.

a 's this they you
 an it's these they're you're

Dana: Wow! What's this?

Chris: _____ it's _____ a purse.

Dana: Oh, cool. Thank _____, Chris.

Chris: _____ welcome.

Eva: Now open _____ box.

Dana: OK. What _____ this?

Eva: It's _____ scarf.

Dana: Oh, thank you, Eva. And what are _____ ?

Eva: _____ 're earrings.

Dana: Thanks! _____ great!

Amy: Open this, too!

Dana: Oh, it's _____ umbrella. Thanks, Amy!



8 = Unit 2

© Cambridge University Press 2013
Content from Interchange Intro, © Cambridge University Press 2013