

Universidad del Sureste

Dra. Yeni Karen Canales Hernández

Por. Ximena Aquino Hernández

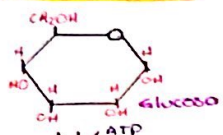
BIOQUÍMICA

Diagrama

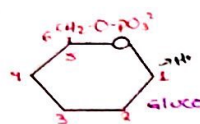
1° Enfermería

Tapachula, Chiapas a 05 de Nov. del 2021.

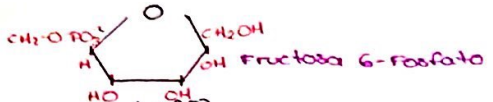
Glucólisis



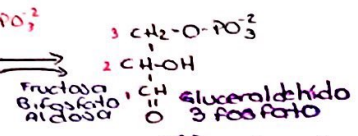
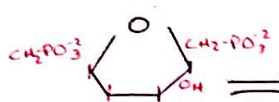
Hexoquinasa
ATP → ADP



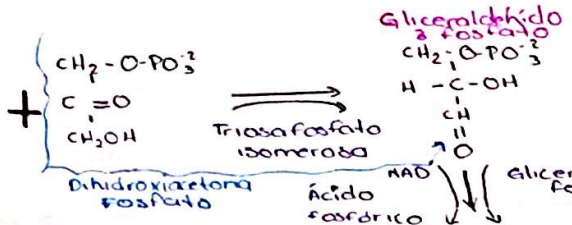
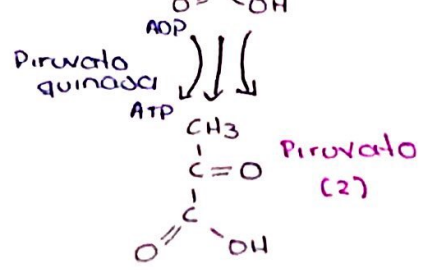
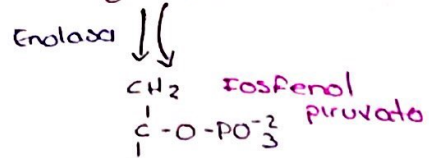
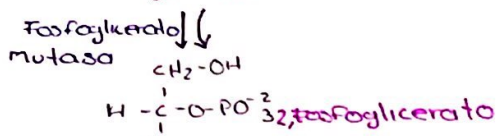
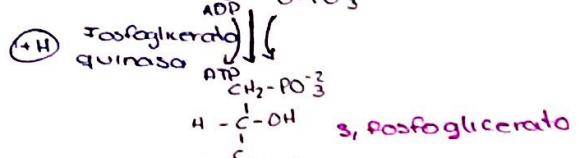
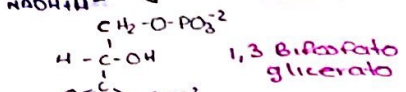
fosfoglucoasa isomerasa



fosfructo quinasa
ATP → ADP



Gliceráldehído fosfato deshidrogenasa
NAD → NADH + H⁺
Ácido fosfórico



Gliceráldehído fosfato deshidrogenasa
NAD → NADH + H⁺
Ácido fosfórico

