



**Nombre del alumno: VANESA
YARAZETH LOPEZ GULART**

**Nombre del profesor: SUSAN CARROLL
MENA MENA**

**Licenciatura: MEDICINA VETERINARIA
Y ZOOTECNIA**

Materia: INGLES 1

Nombre del trabajo: 1 ACTIVIDAD

Ocosingo, Chiapas a 28 de Julio del 2021

de manera informal.

Friends

Tom: Good morning Sarah.
How are you?

Sarah: Morning, I'm pretty good. How about you?

Peter: I'm fine thanks

Amigos

Tom: Buenos días Sarah.
¿Cómo estás?

Sarah: Buenos días, estoy muy bien. ¿Tú qué tal?

Peter: Estoy bien, gracias.





A. Complete the following conversation. Completa las siguientes conversaciones:

Friends	Strangers
1. A: Hi Pat <u>How</u> are you? B: I'm fine. How are you? A: Good, <u>Thanks</u> .	2. A: Hello, <u>I'm</u> Chris Evans. B: Hi, I'm Grace Song. A: <u>Nice</u> to meet you, Grace.
3. A: Good <u>morning</u> Ana. B: Hi Dan. <u>How</u> are you? A: I'm <u>fine</u> , thanks.	4. A: Hello I'm Carol. B: Nice to meet <u>you</u> . I'm Alan. A: Nice to <u>meet</u> you too.

B. Choose the best answer for the next exercise. Elige la mejor respuesta en el siguiente ejercicio.

1. Good bye. Have a nice evening a) Thank you. You too. b) Good, thanks	2. See you later a) Thanks, you too. b) Ok. Have a good day.	3. Good morning. a) Hi, how are you? b) Bye, see you.
4. Hey Oscar, what's up? a) Good, thanks. b) See you tomorrow	5. Hello, I'm Emma. a) See you later. b) Nice to meet you	6. Good night. Have a good weekend. a) Good, how are you? b) Bye, see you next week.

- Cuando nos referimos a personas con respeto, en inglés utilizamos títulos como señor, señora o señorita dependiendo de su estado civil.

	Single – solter@	Married - casad@
Man - Hombre	<div style="border: 1px solid blue; border-radius: 10px; padding: 5px; display: inline-block;"> Mr  </div>	<div style="border: 1px solid blue; border-radius: 10px; padding: 5px; display: inline-block;"> Mr  </div>
Woman - mujer	<div style="border: 1px solid green; border-radius: 10px; padding: 5px; display: inline-block;"> Miss  </div>	<div style="border: 1px solid yellow; border-radius: 10px; padding: 5px; display: inline-block;"> Mrs/Ms  </div>

100	ONE HUNDRED
1000	ONE THOUSAND
1000000	ONE MILLION

Antonio Vilchez - 1D

- Los números del 13-19 son los años adolescentes (teenagers) por eso terminan en TEEN pronunciación (TIN)

E. Complete the following exercise. Completa el siguiente ejercicio.

<p>1. A: What's your name? B: <u>I am</u> Robert Garcia.</p>	<p>2. A: what's your <u>number</u>? B: <u>My</u> phone number is 214-886-1752.</p>	<p>3. A: How do you spell your last name? B: G-A-R-C-I-A</p>
<p>4. A: Hello, <u>good</u> morning. B: hi, good <u>morning</u>. A: What's <u>your</u> name? B: My <u>name</u> is Liz. A: Nice to <u>meet</u> you Liz. I'm Dominic. B: <u>Nice</u> to meet you too Dominic. A: What's your <u>last</u> name? B: My last <u>name</u> is Ravelli. A: How do you <u>spell</u> your last name? B: R-A-V-E-L-L-I A: <u>What's</u> your cell phone number? B: My cell phone number <u>is</u> 214- 166-3087. A: Thank you. Have a <u>good</u> day. B: Thanks, <u>you</u> too.</p>		

De entre todas las mesas la que yo señalo es la azul.

de consonante

An apple

An umbrella

A car

A house

F. Complete the following exercise using (A - An). Completa el siguiente ejercicio.

1. <u>A</u> dog	2. <u>AN</u> orange
3. <u>A</u> pencil	4. <u>A</u> book
5. <u>AN</u> egg	6. <u>AN</u> artist
7. <u>A</u> school	8. <u>A</u> backpack

Solo trabajaremos con artículos indefinidos
A - AN

Common & Proper nouns

- Common and Proper nouns- sustantivos comunes y propios.
En inglés no existe el genero masculino ni femenino, todo es neutral.

	Common - Común		Proper - Propio	
Person persona	Girl	Niña	Ana	
	Boy	Niño	Mark	
	Teacher	maestr@	Ms. Mena	
	Doctor	doctor@	Mr. Simi	
	Police	policia	Officer Lopez	
	Student	Estudiante	Brenda Araujo	























G. Complete the following exercise. Completa el siguiente ejercicio.

1. A: <u>Are</u> you Jenny Loo? B: No, I <u>'m</u> not. I <u>am</u> Lucy.	2. A: <u>Are</u> you here for the English class? B: Yes, I <u>am</u> . I <u>am</u> Carmen Rivera.	3. A: <u>Am</u> I in your class? B: Yes. <u>we</u> are in my class.
4. A: <u>Are</u> you Chris? B: Yes, I <u>am</u> . <u>Are</u> we in the same class? A: Yes, we <u>are</u> . I <u>am</u> Dino. B: Hi Dino, <u>Nice</u> to meet you. A: Nice to <u>meet</u> you.	5. A: hey Ami. <u>Are</u> you here for English class? B: No, I <u>'m</u> not. I <u>am</u> here for French class. A: okay, <u>See</u> you later. B: See <u>you</u> .	

Recuerden que solo trabajamos con I, YOU, WE

Countries and Nationalities

Countries, Nationalities & Languages

	Canada	Canadian	English/French
	United States	American (U.S.)	English
	Italy	Italian	Italian
	Brazil	Brazilian	Portuguese
	Germany	German	German
	England	English	English
	United Kingdom	British	English
	Scotland	Scottish	English
	Spain	Spanish	Spanish
	Israel	Israeli	Hebrew
	Argentina	Argentine	Spanish
	Bolivia	Bolivian	Spanish
	Cambodia	Cambodian	Cambodian
	Chile	Chilean	Spanish
	Vietnam	Vietnamese	Vietnamese
	Denmark	Danish	Danish
	Colombia	Colombian	Spanish
	Ecuador	Ecuadorian	Spanish
	Egypt	Egyptian	Arabic
	El Salvador	Salvadorian	Spanish
	Estonia	Estonian	Estonian
	Australia	Australian	English

ESLBUZZ

H. Complete the following exercise.

- Country: Vietnam
Nationality: Vietnamese
Language: Vietnamese



- Country: Australia
Nationality: Australian
Language: English



- Country: Germany
Nationality: German
Language: German



- Country: Spain
Nationality: Spanish
Language: Spanish



- Country: Egypt
Nationality: Egyptian
Language: Arabic

