



M.V.Z. Edgar Yael de la Cruz Gómez

1<sup>er</sup> cuatrimestre.

A. Look at the image and write 10 sentences using THERE IS / THERE ARE to talk about the objects in the classroom. remember to use at least one form of each.

Mira la imagen y escribe 10 oraciones usando HAY (singular) / HAY (plural) para hablar sobre los objetos que hay en el salón de clases.

Recuerda usar al menos una oración de cada estilo, ya sea negativo, en positivo, y con las diferentes frases para hablar en plural TODAS LAS ORACIONES SON EN INGLÉS, LAS ESCRIBO EN ESPAÑOL PARA QUE ENTIENDAN MEJOR LAS INSTRUCCIONES.


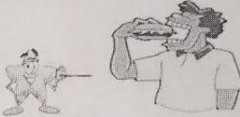





1.	There are a couple of notebooks
2.	There is a notebook
3.	There is a stereo next to the computer
4.	There are two umbrellas on the floor
5.	There are two markers in the drawer
6.	There aren't students in the class
7.	There are four chairs in the classroom
8.	There is a computer on the table
9.	There is a red backpack under the chair
10.	There is a tandon poster on the wall

M.V.Z. Edgar Yael de la Cruz Gómez  
1er Cuatrimestre

### POSSESSIVE ADJECTIVES

A. completar las oraciones utilizando los ADJETIVOS POSESIVOS

My - your - his - her - our - their - its

1		She is drinking <u>her</u> soup.
2		He is eating <u>his</u> sandwich.
3		They are eating <u>their</u> food.
4		It is drinking <u>its</u> milk.
5		I'm eating <u>my</u> food.
6		We are eating <u>our</u> ice-cream.
7		You must eat <u>your</u> food.