



**Mi Universidad**

**ingles**

*Nombre del Alumno: pablo Jafet davila covian*

*Nombre del tema: ingles*

*Parcial : I*

*Nombre de la Materia: ingles*

*Nombre del profesor:*

*Nombre de la Licenciatura: enfermeria*

*Cuatrimestre: I*

**NICE TO MEET YOU**

**LISTENING**

**Hello!**

- a) Look at the photo. Read and listen to conversation 1.
  - b) Fill in the gaps with I, my, you or your.
- Sue: Hello. my name's Sue.  
 What's his name?  
 Mario: Hello. I'm Mario.  
 Sue: Nice to meet you.  
 Mario: You, too.

- c) Practice conversation 1 with four students. Use your name.

**LISTENING**

- d) Read and listen to conversation 2.
  - e) Fill in the gaps with I, my, you or your.
- Adam: Hi, Meg.  
 Meg: Hi, Adam. How are you?  
 Adam: I'm fine, thanks.  
 Meg: And you?  
 Adam: I'm OK. Thanks.

- f) Practice conversation 2 with four students. Use your name.

**LISTENING**


**Introducing people**

- g) Read and listen to conversation 3.
- h) Practice conversation 3. Use your names.

**LISTENING**

**Goodbye!**

- i) Read and listen to conversation 4.
- j) Practice conversation 4. Use your names.



2  
 TIM: Hi, Anita.  
 ANITA: Hi, Tim. How are you?  
 TIM: I'm fine, thanks. And you?  
 ANITA: I'm OK, thanks.

3  
 STEFAN: Hello, I'm Stefan.  
 What's your name?  
 EMEL: Hello, my name's Emel.  
 STEFAN: Nice to meet you.  
 EMEL: You, too.



4  
 LUCY: Goodbye, Mike.  
 MIKE: Bye, Lucy. See you soon.  
 LUCY: Yes, see you.

5  
 NINA: Polly, this is David.  
 POLLY: Hello, David. Nice to meet you.  
 DAVID: You, too.

6  
 Good morning 11:00  
 Good afternoon 12:00-6:00 p.m.  
 Good evening 6:00 p.m. →



**LISTENING**

k) Listen and number the words.

- 5 Goodbye.
- 6 Bye.
- 1 Goodnight.
- 4 See you.
- 3 See you on Saturday.
- 2 See you tomorrow.

- 2
- 1
- 3
- 4
- 5
- 6



**LISTENING**

Numbers 0-12

l) Listen and repeat.

- |         |           |
|---------|-----------|
| 0 zero  | 7 seven   |
| 1 one   | 8 eight   |
| 2 two   | 9 nine    |
| 3 three | 10 ten    |
| 4 four  | 11 eleven |
| 5 five  | 12 twelve |
| 6 six   |           |

m) Write the next number in words.

1. Two, four, six, EIGHT, TEN
2. Four, EIGHT, twelve, sixteen.
3. One, TWO, three, four, five.
4. Twelve, ELEVEN, ten, nine, EIGHT.
5. Six, TWENTY, eighteen, twenty-four.

**LISTENING**

Phone numbers

n) Read and listen to these questions and answers. Listen again and practice.

What's your mobile number?  
It's 07954 544768

What's your home number?  
It's 020 7622 3479

WHAT'S YOUR HOME NUMBER?  
9-53 165 14 20

**LISTENING**

o) Listen to three conversations. Write the phone numbers.

1. ZERO SEVEN, NINE, FIVE, FOUR, FIVE, FORTY, FOUR, SEVEN, SIXTY
2. ZERO TWO, ZERO SEVEN, SIX, TWENTY, THIRTY, FOUR, SEVEN, NINE
3. NINE, SIX, THREE, ONE, SIX, FIVE, FORTY, TWENTY


p) Work in pairs. Compare answers.



e) Complete the chart.

Question	Short answer	Negative
<u>You ARE</u> you English?	No, I <u>THE</u> .	I <u>AM</u> English.
<u>SOUND</u> they from Spain?	Yes, they <u>SOUND</u> .	
<u>IS</u> she Portuguese?	No, she <u>IS</u> .	She <u>IS</u> Portuguese.
<u>You</u> he on business?	Yes, he <u>IS</u> .	

f) In pairs, do the quiz.



**SPEAKING**

Where are you from?

g) Ask other students.

Where are you from? I'm Italian. I'm from Venice.

In pairs, ask about the people and things in the pictures.

Where is it from? It is from Ireland. They are from...

I don't know.



**LISTENING**

h) Listen and number the picture 1-4.



**LISTENING**

i) Listen again and complete the dialogues.

- A: Are you ANDREA?  
B: No, I'm PAULINA. I'm from Edinburgh.
- A: Where are you from?  
B: We're from ESPAÑA.  
A: Are you on holiday?  
B: No, we aren't. We're on business.
- A: Where's she from? Is she MEXICANA?  
B: No, she isn't. She's FRANCESA. She's from Buenos Aires.
- A: Mmm, delicious. Is it FRAMBUESA?  
B: No, it isn't. It's FRESA.

**WHAT IS YOUR NAME?**

**LISTENING**  
The alphabet

a) Listen and say the alphabet.

Aa Bb Cc Dd Ee Ff Gg  
Hh Ii Jj Kk Ll Mm Nn  
Oo Pp Qq Rr Ss Tt Uu  
Vv Ww Xx Yy Zz\*

\* Pronunciation  
(zed)  
BrE=/zedz/  
(zi)  
AmE=/ziz/

**LISTENING**

b) Listen. Circle the letter you hear.

1. [A] [K]    4. [U] [O]    7. [F] [X]    10. [J] [G]    13. [D] [G]  
2. [B] [E]    5. [B] [Z]    8. [X] [S]    11. [L] [N]    14. [H] [K]  
3. [M] [N]    6. [T] [C]    9. [Z] [V]    12. [K] [J]    15. [P] [E]

c) Listen. Circle the correct spelling.  
Then spell each name aloud.

1	Green	Greene	Grin
2	Leigh	Lee	Li
3	Katharine	Katherine	Catharine

d) Read 10 letters aloud to your partner.  
Point to the letters you hear.

N M W

J C I Y

F Q O E P D

H B S Z R K

V U L G

A T X

**LISTENING**

e) Listen to the conversations.  
Write the names.

1. IS YOUR NAME?
2. I'M CARLOS
3. AND YOU?

Capital letters:  
ABC  
Lowercase letters:  
abc

**GRAMMAR**

**Proper nouns**

The names of people and places are proper nouns. Use a capital letter to begin a proper noun. Example: Melanie Pepper, New Delhi, Nicaragua.

**Common nouns**

Other nouns are common nouns. Use a lowercase letter to begin a common noun. Example: morning, doctor, student.

f) Circle the proper nouns. Underline the common nouns.

- 1. Mary Chase
- 2. letter
- 3. name
- 4. France
- 5. partners
- 6. alphabet

g) Check  the common nouns. Capitalize the proper nouns.

- M
- 1. marie
- 2. partner
- 3. sarah browne
- 4. teacher
- 5. canada
- 6. noun

**What is your first name?**

h) Look at the photo. Match the teacher's questions 1-3 to the student's answers a-c.

- 1. What is your first name, please?
- 2. What is your last name?
- 3. How do you spell that?
- a. Ortega
- b. Or-the-ga
- c. It is Pablo

**LISTENING**

i) Listen and check your answers.  
P: NAME OF UNO NCA ON:O  
P: CUM GATO, ISVALANTE.





j) Choose a or b.

1. A: Hi, Erin.

B: HELLO'S YOUR NAME

- a. Hello.  
b. What's your name?

3. A: What's your name?

B: JULY

- a. Lily.  
b. Nice to meet you.

5. A: Hello. I'm Paul

B: NICE TO MEET YOU

- a. Nice to meet you.  
b. Nice to meet you, too.

2. A: How do you spell your last name?

B: C-O-O-P-E-R

- a. Cooper  
b. C-O-O-P-E-R

4. A: My name is Dylan Adams.

B: IT'S DYLAN ADAMS

- a. I don't understand.  
b. I'm Kyle Williams.

6. A: What's your name?

B: ROSE

- a. Rose.  
b. R-O-S-E.

### GRAMMAR

#### Verb to be (singular)

##### AFFIRMATIVE (+)

I'm (= I am)	I'm British.
you're (= you are)	You're a student.
he's (= he is)	He's German.
she's (= she is)	She's Brazilian.
it's (= it is)	It's American.

We use it for a thing (a car, a book, etc.)  
Example: a German car, an English book.

##### NEGATIVE (-)

I'm not (= I am not)	I'm not American.
you aren't (= are not)	You aren't a teacher.
he isn't (= is not)	He isn't from Berlin.
she isn't (= is not)	She isn't Australian.
it isn't (= is not)	It isn't a Mercedes.

TIPS: We can also say "you're not", "he's not", and "it's not".  
Example: you're not a teacher.

##### YES/NO QUESTIONS (?)

Am I in this class?	Yes, you are. No, you aren't.
Are you from Russia?	Yes, I am. No, I'm not.
Is he a doctor?	Yes, he is. No, he isn't.
Is she Italian?	Yes, she is. No, she isn't.
Is it Japanese?	Yes, it is. No, it isn't.

TIPS: We can also say: "No, you're not", "No, he's not", "No, she's not", and "No, it's not".  
We can't say: "yes-you're", "yes-he's", "yes-he's".

**WHERE ARE YOU FROM?**

**Countries**

a) Look at the map. Match these countries to 1-12.  
 Italy  7, Brazil  2, Russia  10, the USA  11, Germany  5, Egypt  8, Australia  1, Mexico  4, Turkey  9, the UK  12, China  1, Spain  3



b) Work in pairs. Look again at the map. Say a number. Your partner says the country. Example:

What's number 2? Mexico

**LISTENING**


**Countries and nationalities**

c) Listen.

- I'm from Italy
- I'm Italian
- Italy
- Brazilian
- Russian
- American
- German
- Egyptian
- Australian
- Mexican
- Turkish
- British
- Spanish
- Chinese
- Japanese
- French
- Colombian

**LISTENING**

d) Look at the photo of Stefan and Emel. Listen to the conversation and fill in the gaps.



EMEL: Where are you from?  
 STEFAN: I'm from EGYPT. And you?  
 EMEL: I'm from AUSSIA.