



Mi Universidad

Ensayo

Nombre del Alumno sady Judith Rodríguez Monzón

Nombre del tema how los is the?

Parcial 3

Nombre de la Materia Inglés I


Nombre del profesor Jezabel Silvestre Montejo

Nombre de la Licenciatura lic. En enfermería

Cuatrimestre I

HOW OLD IS SHE?

LISTENING

a)  Listen and repeat.


13 thirteen	17 seventeen
14 fourteen	18 eighteen
15 fifteen	19 nineteen
16 sixteen	20 twenty

b) Match these words to the numbers.

thirty	ninety	seventy	forty
eighth	fifty	a hundred	sixty

30 <u>thirty</u>	60 <u>Sixty</u>	90 <u>ninety</u>
40 <u>forty</u>	70 <u>seventy</u>	100 <u>a hundred</u>
50 <u>fifty</u>	80 <u>eighty</u>	

LISTENING


c)  Listen to the numbers with -teen and -ty.

fourteen forty sixteen sixty eighteen eighty.

d) Write the numbers

21 <u>twenty-one</u>	24 <u>twenty-four</u>	27 <u>twenty-seven</u>
22 <u>twenty-two</u>	25 <u>twenty-five</u>	28 <u>twenty-eight</u>
23 <u>twenty-three</u>	26 <u>twenty-six</u>	29 <u>twenty-nine</u>

LISTENING

e)  Listen and check. Where is the stress in these numbers?

ninety	fifty	thirteen
nineteen	seventy	fifteen

SPEAKING

f) Work in pairs. Say these numbers.

27 35 49 52 68 73 86 94

Andy

LISTENING

g) ²⁵ Listen to five conversations. Fill in the gaps with the correct number.

- 1) The cat is 13.
- 2) The house is one hundred years old.
- 3) The girl is 9.
- 4) The car is 21 years old.
- 5) The dog is 7.

SPEAKING

i) Take turns saying a number from the chart. Your partner circles the number.

23	45	40	18	94	21	20	14
58	102	43	89	90	44	53	13
30	19	60	99	22	50	52	100
15	47	33	54	17	66	77	70
64	78	95	80	87	101	1	31

GRAMMAR

Verb to be: questions with "how old"

- How old is
 - he?
 - she?
 - your sister? (He's nineteen years old.)
(She's thirty-three.)
(She's twenty)
- How old are
 - they?
 - your parents? (They're twenty-nine.)
(They're fifty and fifty-two.)

How old are you?



j) complete the questions. Use "how old is" or "how old are".

- 1. How old are your sisters?
- 2. How old are Matt's parents?
- 3. How old is your grandfather?
- 4. How old are Helen's husband?
- 5. How old is her children?
- 6. How old is his son?

LISTENING

k) ²⁷ Read and listen.

- A: I have one brother and two sisters.
- B: Really? How old is your brother?
- A: Twenty.
- B: And your sisters?
- A: Eighteen and twenty-two.

LISTENING

h) ²⁶ Read and listen. Then listen again and repeat.

21	twenty-one	25	twenty-five	29	twenty-nine	40	forty	80	eighty
22	twenty-two	26	twenty-six	30	thirty	50	fifty	90	ninety
23	twenty-three	27	twenty-seven	31	thirty-one	60	sixty	100	one hundred
24	twenty-four	28	twenty-eight	32	thirty-two	70	seventy	101	one hundred one

SPEAKING

l) With a partner, personalize the conversation. Talk about your own family. Then change roles.

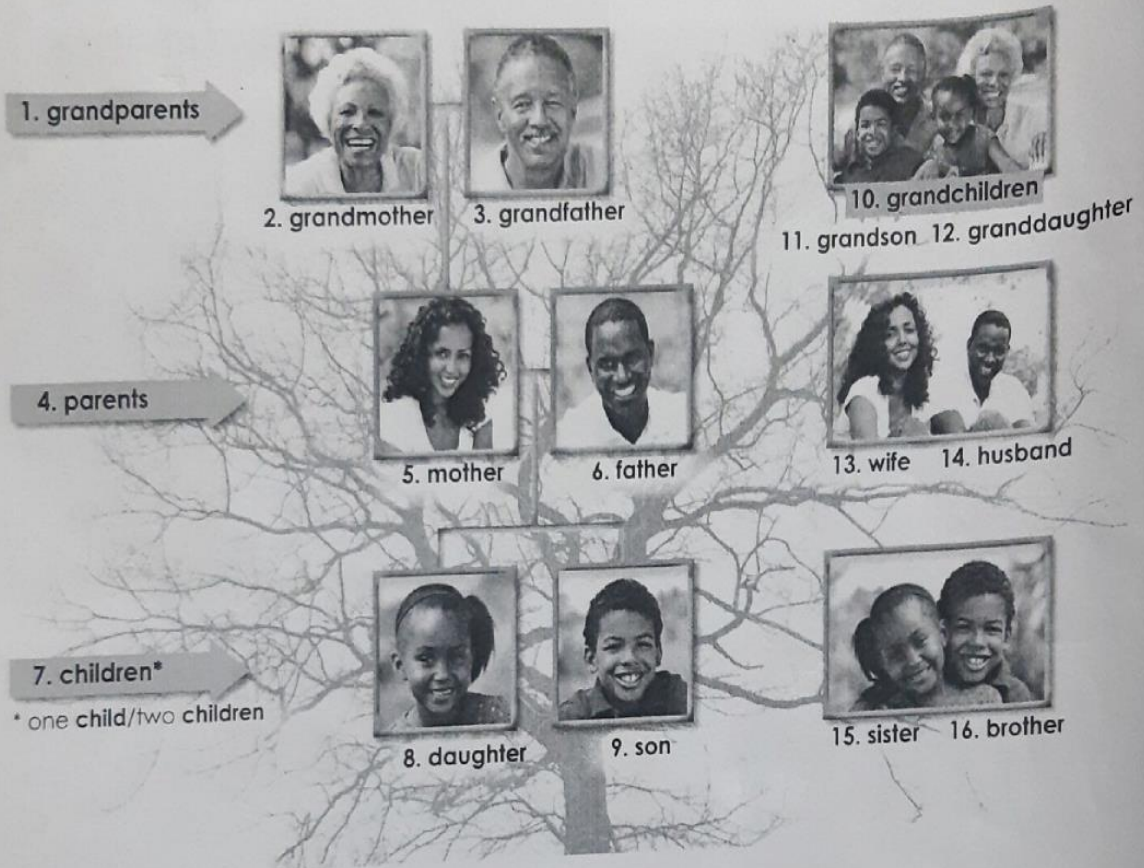
- A: I have two brother
- B: Really? How old are?
- A: thirty-four and thirty-seven
- B: And your uncle?
- A: twenty-nine

have / has
↓
I, you, we, they
hc,
she, it.
17

FAMILY

LISTENING

a) Read and listen. Then listen again and repeat.



SPEAKING

b) Point to two people in the family. Describe their relationship. Example: "She's his daughter".

LISTENING

c) Listen to a man identify people in his family. Check the correct photo.

1

2

3


4

5

6

LISTENING

d) Look at the photo. Read and listen to the Cooper family.



e) Choose the correct words.

1. Nick is Fiona's son / **husband**.
2. Kevin is Nick's brother / **son**.
3. Fiona is Kevin's mother / **daughter**.
4. Anne is Fiona's sister / **daughter**.
5. Nick is Anne's brother / father.
6. Anne is Kevin's mother / **sister**.
- 7 Nick and Fiona are Kevin and Anne's children / **parents**.

f) Work in pairs. Look again at the photo. Then complete the table with words in bold in 1-4.

men/ boys	women/girls	both
father (dad)	mother (mum)	parents
son	daughter	childrens (singular: child)
husband	wife	
brother	sister	bross

WRITING

g) Make sentences about these people.

1. Nick → Kevin **Nick is Kevin's father.**
2. Fiona → Nick **Fiona is Nick's wife husband**
3. Kevin → Fiona **Kevin is Fiona's wife**
4. Anne → Nick **Anne is Nick's daughter**
5. Kevin → Anne **Kevin is Anne's brother**
6. Anne and Kevin → Nick and Fiona's **is a parents**

(grandparents grandson grandmother)

h) Look at the photo. Sid and Mary are Kevin and Anne's grandparents. Then write the words in the table.



	grandfather	grandson
	grand mother	granddaughter
	grand parents	grandchildren

GRAMMAR

Verb to be: questions with "who"

Who is he? (He's my dad*)

Who are they? (They're my sisters.)

Who's Louise? (She's my mom*) Who are Nina and Jan? (They're my daughters.)

* mom and dad = informal for mother and father

i) Write questions. Use "Who's" or "Who are" and he, she, or they.

1. A: Who's he ?
B: He's my grandfather.

4. A: Who are they ?
B: They're Pat's grandparents.

2. A: Who's she ?
B: She's my mother.

5. A: Who's she ?
B: She's Ed's wife.

3. A: Who's He ?
B: He's Mr. Fine's grandson.


6. A: Who are they ?
B: They're my brother and sister.

Contractions

Who is Who's

Be careful!

Who are NOT Who're



SPEAKING

j) Ask and answer questions about the people in the two photos. For example:

A: Who's Ellen?

B: She's Natalie's mother

GRAMMAR

Verb "have" / "has": affirmative statements

I	have a brother.	He	has three sisters.
You		She	
We			
They			



- k) Complete the sentences. Use "have" or "has". Then complete the sentence about your own family.
1. Mark has two brothers.
 2. Mrs. Stevens has five grandsons.
 3. They have a granddaughter.
 4. We have twelve grandchildren.
 5. Carl and Anna have two children.
 6. She has five sisters.
 7. They have no brothers or sisters.
 8. I have a brother and a sister.

LISTENING

l) Read and listen. Then listen again and repeat.

Titles				
1. Mr.	✓		✓	
2. Mrs.				✓
3. Miss		✓		
4. Ms.		✓		✓



Mr. Brendan Hu Mrs. Lisa Hu

Be careful!

Mr. Brendan Hu OR Mr. Hu
Mrs. Lisa Hu OR Mrs. Hu
NOT ~~Mr. Brendan~~
NOT ~~Mrs. Lisa~~

SPEAKING

m) Introduce yourself to a classmate. Use a title and your last name.

LISTENING

o) Listen. Circle the correct information.

1

Mr.
 Mrs.
 Miss
 Ms.

first name last name

2

Mr.
 Mrs.
 Miss
 Ms.

first name last name

3

Mr.
 Mrs.
 Miss
 Ms.

first name last name

4

Mr.
 Mrs.
 Miss
 Ms.

first name last name

first name last name

5

Mr.
 Mrs.
 Miss
 Ms.

first name last name

6

Mr.
 Mrs.
 Miss
 Ms.

first name last name

Mr.
 Mrs.
 Miss
 Ms.

first name last name