



Student's Name: Roblero Contreras Sitaly Estefania

Teacher's Name : Silvestre Montejo Jezabel Ivonne

Name Of The Job : How Old Is She? / Family

Matter: English

PASIÓN POR EDUCAR

Degree : 1st Quarter

Frontera Comalapa a 03 de December de 2021

HOW OLD IS SHE?

LISTENING

a)  Listen and repeat.

13 thirteen	17 seventeen
14 fourteen	18 eighteen
15 fifteen	19 nineteen
16 sixteen	20 twenty

b) Match these words to the numbers.

thirty	ninety	seventy	forty
eighth	fifty	a hundred	sixty

30 <u>thirty</u>	60 <u>SIXTY</u>	90 <u>NINETY</u>
40 <u>FORTY</u>	70 <u>SEVENTY</u>	100 <u>A HUNDRED</u>
50 <u>FIFTY</u>	80 <u>EIGHTY</u>	

LISTENING


c)  Listen to the numbers with -teen and -ty.

fourteen forty sixteen sixty eighteen eighty.

d) Write the numbers

21 <u>twenty-one</u>	24 <u>TWENTY FOUR</u>	27 <u>TWENTY SEVEN</u>
22 <u>TWENTY TWO</u>	25 <u>TWENTY FIVE</u>	28 <u>TWENTY EIGHT</u>
23 <u>TWENTY THREE</u>	26 <u>TWENTY SIX</u>	29 <u>TWENTY NINE</u>

LISTENING

e)  Listen and check. Where is the stress in these numbers?

ninety	fifty	thirteen ✓
nineteen ✓	seventy	fifteen ✓

SPEAKING

f) Work in pairs. Say these numbers.

27 35 49 52 68 73 86 94

LISTENING

g) ^{A.25} Listen to five conversations. Fill in the gaps with the correct number.

- 1) The cat is CHALY.
- 2) The house is ONE HUNDRED years old.
- 3) The girl is EMILY.
- 4) The car is TWENTY ONE years old.
- 5) The dog is PONY.

SPEAKING

i) Take turns saying a number from the chart. Your partner circles the number.

23	45	40	18	94	21	20	14
58	102	43	89	90	44	53	13
30	19	60	99	22	50	52	100
15	47	33	54	17	66	77	70
64	78	95	80	87	101	1	31

GRAMMAR

Verb to be: questions with "how old"

- How old is :
- he? (He`s nineteen years old.)
 - she? (She`s thirty-three.)
 - your sister? (She`s twenty)
- How old are :
- they? (They`re twenty-nine.)
 - your parents? (They`re fifty and fifty-two.)



j) complete the questions. Use "how old is" or "how old are".

- 1. How Old Are your sisters?
- 2. How Old Are Matt`s parents?
- 3. How Old Is your grandfather?
- 4. How Old Is Helen`s husband?
- 5. How Old Are her children?
- 6. How Old Is his son?

LISTENING

k) ^{A.27} Read and listen.

- A: I have one brother and two sisters.
- B: Really? How old is your brother?
- A: Twenty.
- B: And your sisters?
- A: Eighteen and twenty-two.

LISTENING

h) ^{A.26} Read and listen. Then listen again and repeat.

21	twenty-one	25	twenty-five	29	twenty-nine	40	forty	80	eighty
22	twenty-two	26	twenty-six	30	thirty	50	fifty	90	ninety
23	twenty-three	27	twenty-seven	31	thirty-one	60	sixty	100	one hundred
24	twenty-four	28	twenty-eight	32	thirty-two	70	seventy	101	one hundred one

SPEAKING


l) With a partner, personalize the conversation. Talk about your own family. Then change roles.

- A: I have A SISTER
- B: Really? How old is your sister?
- A: NINE
- B: And your SISTER?
- A: THIRTY-THREE

FAMILY

LISTENING

a) Read and listen. Then listen again and repeat.



SPEAKING


b) Point to two people in the family. Describe their relationship. Example: "She`s his daughter".

LISTENING

c) Listen to a man identify people in his family. Check the correct photo.

<p>1</p> <div style="display: flex; justify-content: space-around;">   </div> <div style="display: flex; justify-content: space-around; margin-top: 5px;"> <input type="checkbox"/> <input checked="" type="checkbox"/> </div>	<p>2</p> <div style="display: flex; justify-content: space-around;">   </div> <div style="display: flex; justify-content: space-around; margin-top: 5px;"> <input checked="" type="checkbox"/> <input type="checkbox"/> </div>	<p>3</p> <div style="display: flex; justify-content: space-around;">   </div> <div style="display: flex; justify-content: space-around; margin-top: 5px;"> <input type="checkbox"/> <input checked="" type="checkbox"/> </div>
<p>4</p> <div style="display: flex; justify-content: space-around;">   </div> <div style="display: flex; justify-content: space-around; margin-top: 5px;"> <input type="checkbox"/> <input checked="" type="checkbox"/> </div>	<p>5</p> <div style="display: flex; justify-content: space-around;">   </div> <div style="display: flex; justify-content: space-around; margin-top: 5px;"> <input checked="" type="checkbox"/> <input type="checkbox"/> </div>	<p>6</p> <div style="display: flex; justify-content: space-around;">   </div> <div style="display: flex; justify-content: space-around; margin-top: 5px;"> <input checked="" type="checkbox"/> <input type="checkbox"/> </div>

LISTENING

d)  Look at the photo. Read and listen to the Cooper family.



e) Choose the correct words.

1. Nick is Fiona's son / husband.
2. Kevin is Nick's brother / son. ✓
3. Fiona is Kevin's mother / daughter.
4. Anne is Fiona's sister / daughter. ✓
5. Nick is Anne's brother / father.
6. Anne is Kevin's mother / sister.
7. Nick and Fiona are Kevin and Anne's children / parents.




WRITING

g) Make sentences about these people.

1. Nick → Kevin Nick is Kevin's father.
2. Fiona → Nick FIONA IS NICK'S WIFE
3. Kevin → Fiona KEVIN IS FIONA'S SON.
4. Anne → Nick ANNE IS NICK'S DAUGHTER
5. Kevin → Anne KEVIN IS ANNIE'S BROTHER
6. Anne and Kevin → Nick and Fiona ANNE AND KEVIN ARE CHILDREN OF NICK AND FIONA.




h) Look at the photo. Sid and Mary are Kevin and Anne's grandparents. Then write the words in the table.

f) Work in pairs. Look again at the photo. Then complete the table with words in bold in 1-4.

 men/ boys	 women/girls	 both
father (<u>NICK</u>)	<u>FIONA</u> (mum)	<u>Couple</u>
<u>KEVIN</u>	daughter	<u>KEVIN, ANNE</u> (singular: child)
husband	<u>ANNE</u>	
<u>NICK, FIONA</u>	sister	

grandparents grandson grandmother



	grandfather	<u>SID</u>
		<u>ANNE</u> granddaughter
		<u>ANNE, KEVIN</u> grandchildren

GRAMMAR

Verb to be: questions with "who"

Who is he? (He`s my dad*)

Who are they? (They`re my sisters.)

Who`s Louise? (She`s my mom*) **Who** are Nina and Jan? (They`re my daughters.)

* mom and dad = informal for mother and father

i) Write questions. Use "Who`s" or "Who are" and he, she, or they.

1. A: Who`s he ?
B: He`s my grandfather.

4. A: WHO ARE THEY ?
B: They`re Pat`s grandparents.

2. A: WHO IS SHE ?
B: She`s my mother.

5. A: WHO IS SHE ?
B: She`s Ed`s wife.

3. A: WHO IS HE ?
B: He`s Mr. Fine`s grandson.


6. A: WHO ARE THEY ?
B: They`re my brother and sister.

Contractions

Who is Who`s

Be careful!

Who are NOT Who`re



SPEAKING

j) Ask and answer questions about the people in the two photos. For example:

A: Who`s Ellen?

B: She`s Natalie`s mother

A: Is Mia Ellen`s daughter?

B: No, she`s not. She`s her...

GRAMMAR

Verb "have" / "has": affirmative statements

I have a brother. He has three sisters.
 You have a brother. She has three sisters.
 We have a brother. They have a brother.
 They have a brother.



k) Complete the sentences. Use "have" or "has". Then complete the sentence about your own family.

1. Mark HAS two brothers.
2. Mrs. Stevens HAS five grandsons.
3. They HAVE a granddaughter.
4. We HAVE twelve grandchildren.
5. Carl and Anna HAVE two children.
6. She HAS five sisters.
7. They HAVE no brothers or sisters.
8. I HAVE ONE SON AND ONE DAUGHTER.

LISTENING

l) Read and listen. Then listen again and repeat.

Titles				
1. Mr.	<input checked="" type="checkbox"/>	<input type="checkbox"/>	<input checked="" type="checkbox"/>	<input type="checkbox"/>
2. Mrs.	<input type="checkbox"/>	<input type="checkbox"/>	<input type="checkbox"/>	<input checked="" type="checkbox"/>
3. Miss	<input type="checkbox"/>	<input checked="" type="checkbox"/>	<input type="checkbox"/>	<input type="checkbox"/>
4. Ms.	<input type="checkbox"/>	<input checked="" type="checkbox"/>	<input type="checkbox"/>	<input checked="" type="checkbox"/>



Mr. Brendan Hu Mrs. Lisa Hu

Be careful!

Mr. Brendan Hu OR Mr. Hu
 Mrs. Lisa Hu OR Mrs. Hu
 NOT ~~Mr. Brendan~~
 NOT ~~Mrs. Lisa~~

SPEAKING

m) Introduce yourself to a classmate. Use a title and your last name.

LISTENING

o) Listen. Circle the correct information.



1

- Mr.
- Mrs. Craig Bryant
- Miss first name last name
- Ms.



2

- Mr.
- Mrs. Brenda Corsun
- Miss first name last name
- Ms.



3

- Mr.
- Mrs. Damian Boo
- Miss first name last name
- Ms.



4

- Mr.
 - Mrs. Carrie Davison
 - Miss first name last name
 - Ms.
- Mr.
 - Mrs. Jaime Davison
 - Miss first name last name
 - Ms.



5

- Mr.
- Mrs. Teresa Walder
- Miss first name last name
- Ms.



6

- Mr.
 - Mrs. Rita Bernal
 - Miss first name last name
 - Ms.
- Mr.
 - Mrs. Mauricio Escobar
 - Miss first name last name
 - Ms.