



# UDS

## Mi Universidad

*Nombre del Alumno. Sady Judith Rodríguez Monzón.*

*Nombre del tema . primera evaluación.*

*Parcial I.*

*Nombre de la Materia english I*

*Nombre del profesor. Mtra. Jezabel Ivonne Silvestre Montejo.*

*Nombre de la Licenciatura lic. En enfermería.*

*Cuatrimestre I*

**WHAT IS YOUR NAME?**

**LISTENING**

**The alphabet**

a) Listen and say the alphabet.

Aa Bb Cc Dd Ee Ff Gg

Hh Ii Jj Kk Ll Mm Nn

Oo Pp Qq Rr Ss Tt Uu

Vv Ww Xx Yy Zz\*

\*Pronunciation  
(zed)  
 BrE=/zɛdz/  
(zi)  
 AmE=/zi:z/

**LISTENING**

b) Listen. Circle the letter you hear.

1.  A  K    4.  U  O    7.  F  X    10.  J  G    13.  D  G

2.  B  E    5.  B  Z    8.  X  S    11.  L  N    14.  H  K

3.  M  N    6.  T  C    9.  Z  V    12.  K  J    15.  P  E

c) Listen. Circle the correct spelling.  
 Then spell each name aloud.

1	Green	Greene	Grin
2	Leigh	Lee	Li
3	Katharine	Katherine	Catharine

d) Read 10 letters aloud to your partner.  
 Point to the letters you hear.

N M W

J	C			I	Y
F	Q	O	E	P	D
H	B	S	Z	R	K
V	U			L	G
A T X					

**LISTENING**

e) Listen to the conversations.  
 Write the names.

1. Sarah \_\_\_\_\_
2. Cherad \_\_\_\_\_
3. Mr. Braune \_\_\_\_\_

**GRAMMAR**

**Proper nouns**

The names of people and places are proper nouns. Use a capital letter *→ letra mayúscula* to begin a proper noun. Example: Melanie Pepper, New Delhi, Nicaragua.

Capital letters:  
ABC  
Lowercase letters:  
abc

**Common nouns**

Other nouns are common nouns. Use a lowercase letter to begin a common noun. Example: morning, doctor, student. *minúscula*

f) Circle the proper nouns. Underline the common nouns.

- 1. Mary Chase
- 2. letter
- 3. name
- 4. France
- 5. partners
- 6. alphabet


g) Check  the common nouns. Capitalize the proper nouns.

- 1. <sup>M</sup>marie
- 2. partner
- 3. <sup>S B</sup>sarah browne
- 4. teacher
- 5. <sup>C</sup>canada
- 6. noun

**What is your first name?**

h) Look at the photo. Match the teacher's questions 1-3 to the student's answers a-c.

- 1. What is your first name, please? **C**
- 2. What is your last name? **a**
- 3. How do you spell that? **b**
- a. Ortega.
- b. O-r-t-e-g-a
- c. It is Pablo.



**LISTENING**

i) Listen and check your answers.

j) Choose a or b.

1. A: Hi, Erin.

B: a

- a. Hello.  
b. What's your name?

2. A: How do you spell your last name?

B: b

- a. Cooper  
b. C-O-O-P-E-R

3. A: What's your name?

B: d

- a. Lily.  
b. Nice to meet you.

4. A: My name is Dylan Adams.

B: b

- a. I don't understand.  
b. I'm Kyle Williams.

5. A: Hello. I'm Paul

B: a

- a. Nice to meet you.  
b. Nice to meet you, too.

6. A: What's your name?

B: a

- a. Rose.  
b. R-O-S-E.

## GRAMMAR

### Verb to be (singular)

#### AFFIRMATIVE (+)

I'm (= I am)	I'm British.
you're (= you are)	You're a student.
he's (= he is)	He's German.
she's (= she is)	She's Brazilian.
it's (= it is)	It's American.

We use it for a thing (a car, a book, etc.)  
Example: a German car, an English book.

#### NEGATIVE (-)

I'm not (= I am not)	I'm not American.
you aren't (= are not)	You aren't a teacher.
he isn't (= is not)	He isn't from Berlin.
she isn't (= is not)	She isn't Australian.
it isn't (= is not)	It isn't a Mercedes.

TIPS: We can also say "you're not", "he's not" and "it's not".  
Example: you're not a teacher.

#### YES/NO QUESTIONS (?)

YES/NO QUESTIONS (?)	SHORT ANSWER
Am I in this class?	Yes, you are. No, you aren't.
Are you from Russia?	Yes, I am. No, I'm not.
Is he a doctor?	Yes, he is. No, he isn't.
Is she Italian?	Yes, she is. No, she isn't.
Is it Japanese?	Yes, it is. No, it isn't.

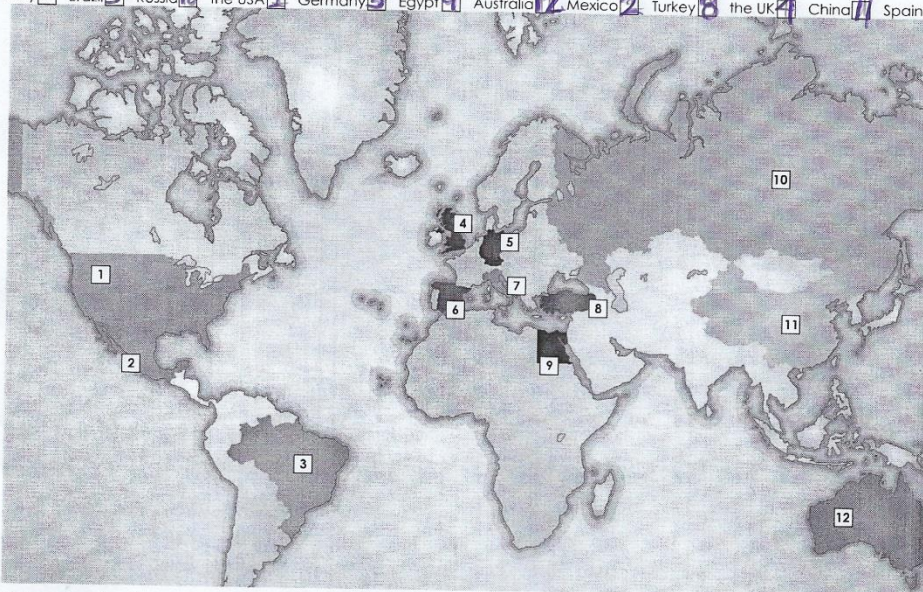
TIPS: We can also say: "No, you're not". "No, he's not".  
"No, she's not" and "No, it's not".  
We can't say "Yes, you're", "Yes, I'm", "Yes, he's".

**WHERE ARE YOU FROM?**

**Countries**

a) Look at the map. Match these countries to 1-12.

Italy 7 Brazil 3 Russia 10 the USA 1 Germany 5 Egypt 9 Australia 12 Mexico 2 Turkey 8 the UK 4 China 11 Spain 6



b) Work in pairs. Look again at the map. Say a number. Your partner says the country. Example:

What's number 2? Mexico

**LISTENING**

**Countries and nationalities**

c) Listen.

I'm from Italy

I'm Italian

Italy  
Brazil  
Russia  
the US  
Germany  
Egypt  
Australia  
Mexico  
Turkey  
the UK  
Spain  
China  
Japan  
France  
Colombia

Italian  
Brazilian  
Russian  
American  
German  
Egyptian  
Australian  
Mexican  
Turkish  
British  
Spanish  
Chinese  
Japanese  
French  
Colombian

**LISTENING**

d) Look at the photo of Stefan and Emel. Listen to the conversation and fill in the gaps.

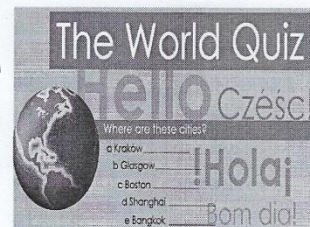


EMEL: Where are you from?  
STEFAN: I'm from Russia. And you?  
EMEL: I'm from Turkey.

e) Complete the chart.

Question	Short answer	Negative
Are you English?	No, I'm not.	I'm not English.
Are they from Spain?	Yes, they are.	They are Spanish.
Is she Portuguese?	No, she isn't.	She isn't Portuguese.
Is he on business?	Yes, he is.	It is on business.

f) In pairs, do the quiz.



**SPEAKING**

Where are you from?

g) Ask other students.


Where are you from? I'm Italian. I'm from Venice.

In pairs, ask about the people and things in the pictures.

Where is it from? It is from Ireland.

Where are they from? They are from...

I don't know.



**LISTENING**

h) Listen and number the picture 1-4.



**LISTENING**

i) Listen again and complete the dialogues.

- A: Are you English?  
B: No, I'm Scottish. I'm from Edinburgh.
- A: Where are you from?  
B: We're from the US.  
A: Are you on holiday?  
B: No, we aren't. We're on business.
- A: Where's she from? Is she Spanish?  
B: No, she isn't. She's Argentinian. She's from Buenos Aires.
- A: Mmm, delicious. Is it German?  
B: No, it isn't. It's French.

