



**Mi Universidad**

**ingles**

***Nombre del Alumno:*** pablo Jafet Dávila Covián

***Nombre del tema:*** hojas ingles

***Parcial :*** I

***Nombre de la Materia:*** ingles I

***Nombre del profesor:*** yesabeht

***Nombre de la Licenciatura:*** enfermería I

***Cuatrimestre:*** I

**FAMILY**

**LISTENING**

a) Read and listen. Then listen again and repeat.



**SPEAKING**

b) Point to two people in the family. Describe their relationship. Example: "She's his daughter".


**LISTENING**

c) Listen to a man identify people in his family. Check the correct photo.

1		2		3	
	<input type="checkbox"/> <input checked="" type="checkbox"/>		<input checked="" type="checkbox"/> <input type="checkbox"/>		<input type="checkbox"/> <input checked="" type="checkbox"/>
4		5		6	
	<input type="checkbox"/> <input checked="" type="checkbox"/>		<input type="checkbox"/> <input checked="" type="checkbox"/>		<input type="checkbox"/> <input checked="" type="checkbox"/>

LISTENING

d) Look at the photo. Read and listen to the Cooper family.



1 My name's Nick. Fiona's my **wife**. Kevin's our **son** and Anne's our **daughter**.

2 My name's Fiona. Nick's my **husband**. Anne and Kevin are our **children**.

3 My name's Kevin. Nick's my **father** and Fiona's my **mother**. Anne's my **sister**.

4 My name's Anne. Kevin's my **brother**. Fiona and Nick are my **parents**. I call them **mum and dad**.

e) Choose the correct words.

- Nick is Fiona's son / husband.
- Kevin is Nick's brother / son.
- Fiona is Kevin's mother / daughter.
- Anne is Fiona's sister / daughter.
- Nick is Anne's brother / father.
- Anne is Kevin's mother / sister.
- Nick and Fiona are Kevin and Anne's children / parents.

f) Work in pairs. Look again at the photo. Then complete the table with words in bold in 1-4.

men/ boys	women/girls	both
father ( <b>NICK</b> )	<b>FIONA</b> (mum)	<b>KEVIN, ANNE</b>
<b>ANNE</b>	daughter	<b>KEVIN</b> (singular: child)
husband	<b>NICK</b>	
<b>ANNE</b>	sister	


WRITING

g) Make sentences about these people.

- Nick → Kevin **Nick is Kevin's father.**
- Fiona → Nick **Fiona is Nick's wife.**
- Kevin → Fiona **Kevin is Fiona's father.**
- Anne → Nick **Anne is Nick's daughter.**
- Kevin → Anne **Kevin is Anne's son.**
- Anne and Kevin → Nick and Fiona

h) Look at the photo. Sid and Mary are Kevin and Anne's grandparents. Then write the words in the table.

grandparents grandson grandmother



grandfather	<b>SID</b>
granddaughter	<b>MARY</b>
grandchildren	<b>ANNE-NICK</b>

**GRAMMAR**

**Verb to be: questions with "who"**

**Who** is he? (He's my dad\*)

**Who** are they? (They're my sisters.)


**Who's** Louise? (She's my mom\*) **Who** are Nina and Jan? (They're my daughters.)

\* mom and dad = informal for mother and father

i) Write questions. Use "Who's" or "Who are" and he, she, or they.

1. A: Who's he ?  
B: He's my grandfather.
2. A: Who's Louise ?  
B: She's my mother.
3. A: ARENINA AND JAN ?  
B: He's Mr. Fine's grandson.
4. A: Who ARE THEY ?  
B: They're Pat's grandparents.
5. A: Who's HE Ellen ?  
B: She's Ed's wife.
6. A: Who are NINA AND JAN ?  
B: They're my brother and sister.

**Contractions**  
Who is    Who's  
Be careful!  
Who are NOT Who're



**SPEAKING**

- j) Ask and answer questions about the people in the two photos. For example:
- A: Who's Ellen?  
B: She's Natalie's mother  
A: Is Mia Ellen's daughter?  
B: No, she's not. She's her...

GRAMMAR

Verb "have" / "has": affirmative statements

I have a brother. He has three sisters.  
You have a brother. She has three sisters.  
We have a brother. They have three sisters.  
They have a brother.



- k) Complete the sentences. Use "have" or "has". Then complete the sentence about your own family.
1. Mark HAS two brothers.
  2. Mrs. Stevens HAS five grandsons.
  3. They HAS a granddaughter.
  4. We HAVE twelve grandchildren.
  5. Carl and Anna HAVE two children.
  6. She HAS five sisters.
  7. They HAVE no brothers or sisters.
  8. I HAVE FOUR BROTHERS.

LISTENING

l) Read and listen. Then listen again and repeat.

Titles				
1. Mr.	<input checked="" type="checkbox"/>		<input checked="" type="checkbox"/>	
2. Mrs.				<input checked="" type="checkbox"/>
3. Miss		<input checked="" type="checkbox"/>		
4. Ms.		<input checked="" type="checkbox"/>		<input checked="" type="checkbox"/>



Mr. Brendan Hu Mrs. Lisa Hu

Be careful  
Mr. Brendan Hu OR Mr. Hu  
Mrs. Lisa Hu OR Mrs. Hu  
~~NOT Mr. Brendan~~  
~~NOT Mrs. Lisa~~

SPEAKING

m) Introduce yourself to a classmate. Use a title and your last name.

LISTENING

o) Listen. Circle the correct information.

1.   
 Mr. Craig Bryant  
 Mrs. first name last name  
 Miss first name last name  
 Ms.

2.   
 Mr. Brenda Corsun  
 Mrs. first name last name  
 Miss first name last name  
 Ms.

3.   
 Mr. Damian Boo  
 Mrs. first name last name  
 Miss first name last name  
 Ms.

4.   
 Mr. Jaime Oavison  
 Mrs. first name last name  
 Miss first name last name  
 Ms. Carrie Oavison  
 Ms. first name last name

5.   
 Mr. Ceresa Walder  
 Mrs. first name last name  
 Miss first name last name  
 Ms.

6.   
 Mr. Mauricio Escobar  
 Mrs. first name last name  
 Miss first name last name  
 Ms. Rita Bernal  
 Ms. first name last name

**HOW OLD IS SHE?**

**LISTENING**

a) Listen and repeat.

- |             |                    |
|-------------|--------------------|
| 13 thirteen | 17 seventeen       |
| 14 fourteen | <b>18 eighteen</b> |
| 15 fifteen  | 19 nineteen        |
| 16 sixteen  | 20 twenty          |

b) Match these words to the numbers.

~~thirty~~ ~~ninety~~ ~~seventy~~ ~~forty~~  
~~eighty~~ ~~fifty~~ ~~a hundred~~ ~~sixty~~

- |                  |                   |                      |
|------------------|-------------------|----------------------|
| 30 <u>thirty</u> | 60 <u>SIXTY</u>   | 90 <u>NINETY</u>     |
| 40 <u>FOURTY</u> | 70 <u>SEVENTY</u> | 100 <u>A HUNDRED</u> |
| 50 <u>FIFTY</u>  | 80 <u>EIGHTY</u>  |                      |

**LISTENING**

c) Listen to the numbers with -teen and -ty.

fourteen forty sixteen sixty eighteen eighty.

d) Write the numbers

- |                        |                       |                        |
|------------------------|-----------------------|------------------------|
| 21 <u>twenty-one</u>   | 24 <u>twenty-four</u> | 27 <u>twenty-seven</u> |
| 22 <u>twenty-two</u>   | 25 <u>twenty-five</u> | 28 <u>twenty-eight</u> |
| 23 <u>twenty-three</u> | 26 <u>twenty-six</u>  | 29 <u>twenty-nine</u>  |

**LISTENING**

e) Listen and check. Where is the stress in these numbers?

ninety      fifty      thirteen  
nineteen      seventy      fifteen

**SPEAKING**

f) Work in pairs. Say these numbers.

27 twenty-seven      35 thirty-five      49 forty-nine      52 fifty-two      68 sixty-eight      73 seventy-three      86 eighty-six      94 ninety-four

**LISTENING**

g) Listen to five conversations. Fill in the gaps with the correct number.

- 1) The cat is 19.
- 2) The house is 166 years old.
- 3) The girl is Annex.
- 4) The car is 21 years old.
- 5) The dog is BONNY.

**LISTENING**

h) Read and listen. Then listen again and repeat.

21	twenty-one	25	twenty-five	29	twenty-nine	40	forty	80	eighty
22	twenty-two	26	twenty-six	30	thirty	50	fifty	90	ninety
23	twenty-three	27	twenty-seven	31	thirty-one	60	sixty	100	one hundred
24	twenty-four	28	twenty-eight	32	thirty-two	70	seventy	101	one hundred one

**SPEAKING**

i) Take turns saying a number from the chart. Your partner circles the number.

23	45	40	18	94	21	20	14
58	102	43	89	90	44	53	13
30	19	60	99	22	50	52	100
15	47	33	54	17	66	77	70
64	78	95	80	87	101	1	31

**GRAMMAR**

Verb to be: questions with "how old"

How old is he? (He's nineteen years old.)  
she? (She's thirty-three.)  
your sister? (She's twenty.)

How old are they? (They're twenty-nine.)  
your parents? (They're fifty and fifty-two.)



j) complete the questions. Use "how old is" or "how old are".

1. THEY ARE? your sisters?
2. THEY'S? Matt's parents?
3. HE IS? your grandfather?
4. PARENTS? Helen's husband?
5. THEY ARE? her children?
6. HE IS? his son?

**LISTENING**

k) Read and listen.

A: I have one brother and two sisters.  
 B: Really? How old is your brother?  
 A: Twenty.  
 B: And your sisters?  
 A: Eighteen and twenty-two.

**SPEAKING**

l) With a partner, personalize the conversation. Talk about your own family. Then change roles.  
 A: I have A BROTHER.  
 B: Really? How old is your BROTHER TWENTY.  
 A: \_\_\_\_\_  
 B: And your \_\_\_\_\_?  
 A: \_\_\_\_\_