



**Student's Name:** Roblero Contreras Sitlaly Estefania

**Teacher's Name :** Silvestre Montejo Jezabel Ivonne

**Name Of The Job :** Nice To Meet You/ What Is Your Name?/  
Where Are You From?

**Matter:** English


**Degree :** 1st Quarter

Frontera Comalapa a 07 de November de 2021

## NICE TO MEET YOU

### LISTENING

Hello!

a)  1.1 Look at the photo. Read and listen to conversation 1.

b) Fill in the gaps with I, my, you or your.

Sue: Hello, My name's Sue.  
What's YOUR name?


Mario: Hello, I 'm Mario.

Sue: Nice to meet YOU.

Mario: You too.

c) Practice conversation 1 with four students. Use your name.

### LISTENING

d)  1.2 Read and listen to conversation 2.

e) Fill in the gaps with I, my, you or your.

Adam: Hi, Meg.

Meg: Hi, Adam. How are You?

Adam: I 'm fine, thanks.


And You?

Meg: I 'm OK, Thanks.

f) Practice conversation 2 with four students. Use your name.

### LISTENING


Introducing people

g)  1.3 Read and listen to conversation 3.

h) Practice conversation 3. Use your names.

### LISTENING

Goodbye!

i)  1.4 Read and listen to conversation 4.

j) Practice conversation 4. Use your names.



STEFAN: Hello, I'm Stefan.  
What's your name?

EMEL: Hello, my name's Emel.

STEFAN: Nice to meet you.

EMEL: You, too.

TIM: Hi, Anita.

ANITA: Hi, Tim. How are you?

TIM: I'm fine, thanks. And you?

ANITA: I'm OK, thanks.



NINA: Polly, this is David.

POLLY: Hello, David. Nice to meet you.

DAVID: You, too.

LUCY: Goodbye, Miki.


MIKI: Bye, Lucy. See you soon.

LUCY: Yes, see you.

Good morning → 12:00  
Good afternoon 12:00 - 6:00 p.m.  
Good evening 6:00 p.m. →



**LISTENING**

k)  Listen and number the words.


- Goodbye.
- Bye.
- Goodnight.
- See you.
- See you on Saturday.
- See you tomorrow.

- 2
- 1
- 6
- 5
- 4
- 3



**LISTENING**

**Numbers 0-12**

l)  Listen and repeat.


- |         |           |
|---------|-----------|
| 0 zero  | 7 seven   |
| 1 one   | 8 eight   |
| 2 two   | 9 nine    |
| 3 three | 10 ten    |
| 4 four  | 11 eleven |
| 5 five  | 12 twelve |
| 6 six   |           |

m) Write the next number in words.

1. Two, four, six, eight.
2. Four, eight, twelve, sixteen.
3. One, Two, three, four, five.
4. Twelve, Eleven, ten, nine, eight.
5. Six, Twelve, eighteen, twenty-four.

**LISTENING**


**Phone numbers**

n)  Read and listen to these questions and answers. Listen again and practice.

What's your mobile number?  
It's 07954 544768

What's your home number?  
It's 020 7622 3479

**LISTENING**

o)  Listen to three conversations. Write the phone numbers.

1. 01614960229
2. 07700900124
3. 01632443945

p) Work in pairs. Compare answers.

# WHAT IS YOUR NAME?

## LISTENING

### The alphabet

a) Listen and say the alphabet.

Aa Bb Cc Dd Ee Ff Gg  
 ei bi si di i ef gi/lli  
 Hh Ii Jj Kk Ll Mm Nn  
 eich ai jei/lei Kei el em en  
 Oo Pp Qq Rr Ss Tt Uu  
 ou pi kiu ar es ti iu  
 Vv Ww Xx Yy Zz\*  
 vi dohliu/ecs vai zii/zed

\* Pronunciation  
 (zed)  
 BrE = /zedz/  
 (z)  
 AmE = /ziz/

c) Listen. Circle the correct spelling.  
 Then spell each name aloud.

1	Green	Greene	Grin
2	Leigh	Lee	Li
3	Katharine	Katherine	Catharine

## LISTENING

e) Listen to the conversations.  
 Write the names.

- SARAH
- CHERIE
- BROWNE

## LISTENING

b) Listen. Circle the letter you hear.

1.  A  K    4.  U  O    7.  F  X    10.  J  G    13.  D  G  
 2.  B  E    5.  B  Z    8.  X  S    11.  L  N    14.  H  K  
 3.  M  N    6.  T  C    9.  Z  V    12.  K  J    15.  P  E

d) Read 10 letters aloud to your partner.  
 Point to the letters you hear.

N M W

J C I Y

F Q O E P D

H B S Z R K

V U L G

A T X

## GRAMMAR

### Proper nouns

The names of people and places are proper nouns. Use a capital letter to begin a proper noun. Example: Melanie Pepper, New Delhi, Nicaragua.

### Common nouns

Other nouns are common nouns. Use a lowercase letter to begin a common noun. Example: morning, doctor, student.

Capital letters:  
ABC  
Lowercase letters:  
abc

f) Circle the proper nouns. Underline the common nouns.

1. Mary Chase

3. name

5. partners

2. letter

4. France

6. alphabet

g) Check  the common nouns. Capitalize the proper nouns.

1. <sup>M</sup>marie

3. <sup>S</sup>sarah <sup>B</sup>browne

5. <sup>C</sup>canada

2. partner

4. teacher

6. noun

### What is your first name?

h) Look at the photo. Match the teacher's questions 1-3 to the student's answers a-c.

1. What is your first name, please? *it is Pablo*

2. What is your last name? *Ortega*


3. How do you spell that? *O-r-t-e-g-a*


a. Ortega.

b. O-r-t-e-g-a

c. It is Pablo.

### LISTENING

i)  Listen and check your answers.



j) Choose a or b.

1. A: Hi, Erin.

B: Hello

- a. Hello.  
b. What's your name?

2. A: How do you spell your last name?

B: C-O-O-P-E-R.

- a. Cooper  
b. C-O-O-P-E-R

3. A: What's your name?

B: Lily

- a. Lily.  
b. Nice to meet you.

4. A: My name is Dylan Adams.

B: I'm Kyle Williams.

- a. I don't understand.  
b. I'm Kyle Williams.

5. A: Hello. I'm Paul

B: Nice to meet you

- a. Nice to meet you.  
b. Nice to meet you, too.

6. A: What's your name?

B: Rose

- a. Rose.  
b. R-O-S-E.

## GRAMMAR

### Verb to be (singular)

#### AFFIRMATIVE (+)

I'm (= I am)	I'm British.
you're (= you are)	You're a student.
he's (= he is)	He's German.
she's (= she is)	She's Brazilian.
it's (= it is)	It's American.

We use it for a thing (a car, a book, etc.)  
Example: a German car, an English book.

#### NEGATIVE (-)

I'm not (= I am not)	I'm not American.
you aren't (= are not)	You aren't a teacher.
he isn't (= is not)	He isn't from Berlin.
she isn't (= is not)	She isn't Australian.
it isn't (= is not)	It isn't a Mercedes.

TIPS: We can also say "you're not", "he's not",  
and "it's not".  
Example: you're not a teacher.

YES/NO QUESTIONS (?)	SHORT ANSWER
Am I in this class?	Yes, you are. No, you aren't.
Are you from Russia?	Yes, I am. No, I'm not.
Is he a doctor?	Yes, he is. No, he isn't.
Is she Italian?	Yes, she is. No, she isn't.
Is it Japanese?	Yes, it is. No, it isn't.

TIPS: We can also say: "No, you're not". "No, he's not".  
"No, she's not" and "No, it's not".  
We can't say "Yes, you're", "Yes, I'm", "Yes, he's".

## WHERE ARE YOU FROM?

### Countries

a) Look at the map. Match these countries to 1-12.

Italy  7 Brazil  3 Russia  10 the USA  1 Germany  5 Egypt  9 Australia  12 Mexico  2 Turkey  8 the UK  4 China  11 Spain  6



b) Work in pairs. Look again at the map. Say a number. Your partner says the country. Example:

What's number 2?

Mexico

### LISTENING

#### Countries and nationalities

c) Listen.

I'm from Italy


I'm Italian

Italy  
Brazil  
Russia  
the US  
Germany  
Egypt  
Australia  
Mexico  
Turkey  
the UK  
Spain  
China  
Japan  
France  
Colombia

Italian  
Brazilian  
Russian  
American  
German  
Egyptian  
Australian  
Mexican  
Turkish  
British  
Spanish  
Chinese  
Japanese  
French  
Colombian

### LISTENING


d) Look at the photo of Stefan and Emel. Listen to the conversation and fill in the gaps.



e) Complete the chart.

Question	Short answer	Negative
Speak you English?	No, I <u>don't like</u>	I <u>liked</u> English.
Are they from Spain?	Yes, they <u>are from</u>	I <u>don't like Spain</u> .
It is she Portuguese?	No, she <u>'s not</u>	She <u>looks</u> Portuguese.
Work he on business?	Yes, he <u>works</u>	<u>He used to not</u> <u>likes work.</u>

f) In pairs, do the quiz.



**SPEAKING**

Where are you from?


g) Ask other students.

Where are you from? I'm Italian. I'm from Venice.

In pairs, ask about the people and things in the pictures.

Where is it from? It is from Ireland.  
Where are they from? They are from...

I don't know.



**LISTENING**

h) Listen and number the picture 1-4.



**LISTENING**

i) Listen again and complete the dialogues.

- A: Are you English?  
B: No, I'm Scottish. I'm from Edinburgh.
- A: Where are you from?  
B: We're from United States  
A: Are you on holiday?  
B: No, we aren't. We're on business.
- A: Where's she from? Is she Spain?  
B: No, she isn't. She's Argentina. She's from Buenos Aires.
- A: Mmm, delicious. Is it German?  
B: No, it isn't. It's French.