



# UDS

## Mi Universidad

*Nombre del Alumno. Sady Judith Rodríguez Monzón.*

*Nombre del tema . primera evaluación.*

*Parcial I.*

*Nombre de la Materia english I*

*Nombre del profesor. Mtra. Jezabel Ivonne Silvestre Montejo.*

*Nombre de la Licenciatura lic. En enfermería.*

*Cuatrimestre I*

**NICE TO MEET YOU**

**LISTENING**

**Hello!**

a) <sup>1.1</sup> Look at the photo. Read and listen to conversation 1.

b) Fill in the gaps with I, my, you or your.

Sue: Hello, My name's Sue.  
What's Your name?  
Mario: Hello, I'm Mario.  
Sue: Nice to meet you.  
Mario: you too.

c) Practice conversation 1 with four students. Use your name.

**LISTENING**

d) <sup>2</sup> Read and listen to conversation 2.

e) Fill in the gaps with I, my, you or your.

Adam: Hi, Meg.  
Meg: Hi, Adam. How are You?  
Adam: I'm fine, thanks.  
And You?  
Meg: I'm OK, Thanks.

f) Practice conversation 2 with four students. Use your name.

**LISTENING**

**Introducing people**

g) <sup>3</sup> Read and listen to conversation 3.

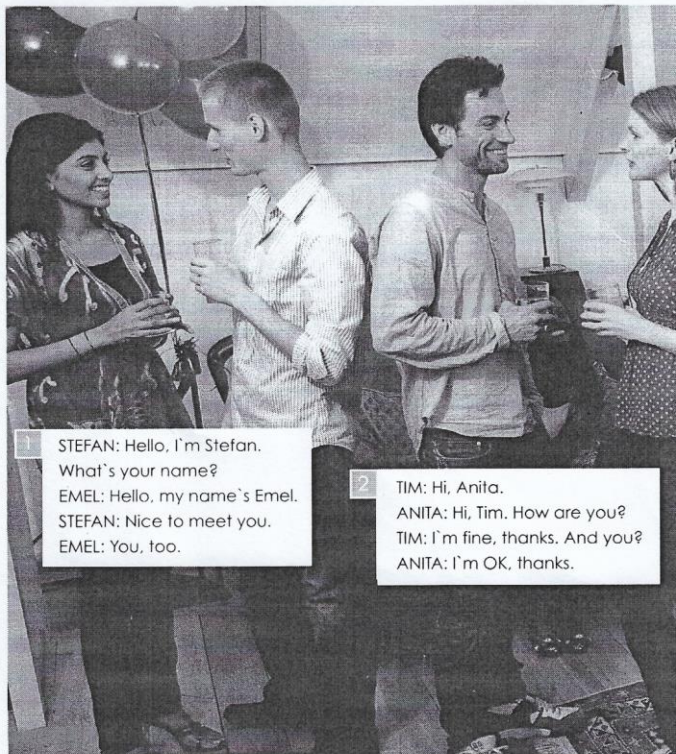
h) Practice conversation 3. Use your names.

**LISTENING**

**Goodbye!**

i) <sup>4</sup> Read and listen to conversation 4.

j) Practice conversation 4. Use your names.



**1** STEFAN: Hello, I'm Stefan.  
What's your name?  
EMEL: Hello, my name's Emel.  
STEFAN: Nice to meet you.  
EMEL: You, too.

**2** TIM: Hi, Anita.  
ANITA: Hi, Tim. How are you?  
TIM: I'm fine, thanks. And you?  
ANITA: I'm OK, thanks.




**3** NINA: Polly, this is David.  
POLLY: Hello, David. Nice to meet you.  
DAVID: You, too.

**4** LUCY: Goodbye, Miki.  
MIKI: Bye, Lucy. See you soon.  
LUCY: Yes, see you.


Good morning → 12:00  
Good afternoon 12:00 - 6:00 p.m.  
Good evening 6:00 p.m. →

**LISTENING**

k)  Listen and number the words.

- Goodbye.
- Bye.
- Goodnight.
- See you.
- See you on Saturday.
- See you tomorrow.

- 2
- 1
- 6
- 5
- 4
- 3



**LISTENING**

**Numbers 0-12**

l)  Listen and repeat.


- |         |           |
|---------|-----------|
| 0 zero  | 7 seven   |
| 1 one   | 8 eight   |
| 2 two   | 9 nine    |
| 3 three | 10 ten    |
| 4 four  | 11 eleven |
| 5 five  | 12 twelve |
| 6 six   |           |

m) Write the next number in words.

1. Two, four, six, eight.
2. Four, eight, twelve, sixteen.
3. One, two, three, four, five.
4. Twelve, eleven, ten, nine, eight.
5. Six, twelve, eighteen, twenty-four.

**LISTENING**

**Phone numbers**


n)  Read and listen to these questions and answers. Listen again and practice.

What's your mobile number?  
It's 07954 544768

What's your home number?  
It's 020 7622 3479

2

**LISTENING**

o)  Listen to three conversations. Write the phone numbers.

1. 01614960229
2. 07700900124
3. 01632443945

p) Work in pairs. Compare answers.



**WHAT IS YOUR NAME?**

**LISTENING**

**The alphabet**

a) Listen and say the alphabet.

Aa Bb Cc Dd Ee Ff Gg

Hh Ii Jj Kk Ll Mm Nn

Oo Pp Qq Rr Ss Tt Uu

Vv Ww Xx Yy Zz\*

\*Pronunciation  
(zed)  
 BrE=/zɛdz/  
(zi)  
 AmE=/zi:z/

**LISTENING**

b) Listen. Circle the letter you hear.

1.  A  K    4.  U  O    7.  F  X    10.  J  G    13.  D  G

2.  B  E    5.  B  Z    8.  X  S    11.  L  N    14.  H  K

3.  M  N    6.  T  C    9.  Z  V    12.  K  J    15.  P  E

c) Listen. Circle the correct spelling.

Then spell each name aloud.

|   |           |           |           |
|---|-----------|-----------|-----------|
| 1 | Green     | Greene    | Grin      |
| 2 | Leigh     | Lee       | Li        |
| 3 | Katharine | Katherine | Catharine |

d) Read 10 letters aloud to your partner.

Point to the letters you hear.

N M W

|       |   |   |   |   |   |
|-------|---|---|---|---|---|
| J     | C |   |   | I | Y |
| F     | Q | O | E | P | D |
| H     | B | S | Z | R | K |
| V     | U |   |   | L | G |
| A T X |   |   |   |   |   |

**LISTENING**

e) Listen to the conversations.

Write the names.

1. Sarah \_\_\_\_\_
2. Cherad \_\_\_\_\_
3. Mr. Braune \_\_\_\_\_



**GRAMMAR**

**Proper nouns**

The names of people and places are proper nouns. Use a capital letter *→ letra mayúscula* to begin a proper noun. Example: Melanie Pepper, New Delhi, Nicaragua.

Capital letters:  
ABC  
Lowercase letters:  
abc

**Common nouns**

Other nouns are common nouns. Use a lowercase letter to begin a common noun. Example: morning, doctor, student. *nombre*

f) Circle the proper nouns. Underline the common nouns.

- 1. Mary Chase
- 2. letter
- 3. name
- 4. France
- 5. partners
- 6. alphabet


g) Check  the common nouns. Capitalize the proper nouns.

- 1. <sup>M</sup>marie
- 2. partner
- 3. <sup>S B</sup>sarah browne
- 4. teacher
- 5. <sup>C</sup>canada
- 6. noun

**What is your first name?**

h) Look at the photo. Match the teacher's questions 1-3 to the student's answers a-c.

- 1. What is your first name, please? **C**
- 2. What is your last name? **a**
- 3. How do you spell that? **b**
- a. Ortega.
- b. O-r-t-e-g-a
- c. It is Pablo.



**LISTENING**

i) <sup>13</sup> Listen and check your answers.



j) Choose a or b.

1. A: Hi, Erin.

B: a

- a. Hello.  
b. What's your name?

2. A: How do you spell your last name?

B: b

- a. Cooper  
b. C-O-O-P-E-R

3. A: What's your name?

B: d

- a. Lily.  
b. Nice to meet you.

4. A: My name is Dylan Adams.

B: b

- a. I don't understand.  
b. I'm Kyle Williams.

5. A: Hello. I'm Paul

B: a

- a. Nice to meet you.  
b. Nice to meet you, too.

6. A: What's your name?

B: a

- a. Rose.  
b. R-O-S-E.

## GRAMMAR

### Verb to be (singular)

#### AFFIRMATIVE (+)

|                    |                   |
|--------------------|-------------------|
| I'm (= I am)       | I'm British.      |
| you're (= you are) | You're a student. |
| he's (= he is)     | He's German.      |
| she's (= she is)   | She's Brazilian.  |
| it's (= it is)     | It's American.    |

We use it for a thing (a car, a book, etc.)  
Example: a German car, an English book.

#### NEGATIVE (-)

|                        |                       |
|------------------------|-----------------------|
| I'm not (= I am not)   | I'm not American.     |
| you aren't (= are not) | You aren't a teacher. |
| he isn't (= is not)    | He isn't from Berlin. |
| she isn't (= is not)   | She isn't Australian. |
| it isn't (= is not)    | It isn't a Mercedes.  |

TIPS: We can also say "you're not", "he's not" and "it's not".  
Example: you're not a teacher.

#### YES/NO QUESTIONS (?)

| YES/NO QUESTIONS (?) | SHORT ANSWER                     |
|----------------------|----------------------------------|
| Am I in this class?  | Yes, you are.<br>No, you aren't. |
| Are you from Russia? | Yes, I am.<br>No, I'm not.       |
| Is he a doctor?      | Yes, he is.<br>No, he isn't.     |
| Is she Italian?      | Yes, she is.<br>No, she isn't.   |
| Is it Japanese?      | Yes, it is.<br>No, it isn't.     |

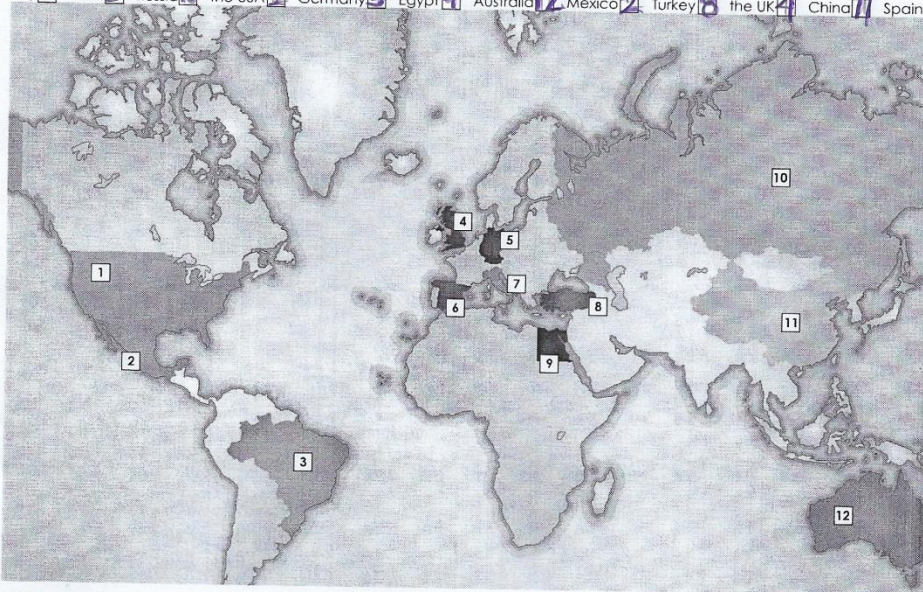
TIPS: We can also say: "No, you're not". "No, he's not".  
"No, she's not" and "No, it's not".  
We can't say "Yes, you're", "Yes, I'm", "Yes, he's".

**WHERE ARE YOU FROM?**

**Countries**

a) Look at the map. Match these countries to 1-12.

Italy 7 Brazil 3 Russia 10 the USA 1 Germany 5 Egypt 9 Australia 12 Mexico 2 Turkey 8 the UK 4 China 11 Spain 6



b) Work in pairs. Look again at the map. Say a number. Your partner says the country. Example:

What's number 2? Mexico

**LISTENING**

**Countries and nationalities**

c) Listen.

I'm from Italy I'm Italian

- |           |            |
|-----------|------------|
| Italy     | Italian    |
| Brazil    | Brazilian  |
| Russia    | Russian    |
| the US    | American   |
| Germany   | German     |
| Egypt     | Egyptian   |
| Australia | Australian |
| Mexico    | Mexican    |
| Turkey    | Turkish    |
| the UK    | British    |
| Spain     | Spanish    |
| China     | Chinese    |
| Japan     | Japanese   |
| France    | French     |
| Colombia  | Colombian  |

**LISTENING**

d) Look at the photo of Stefan and Emel. Listen to the conversation and fill in the gaps.

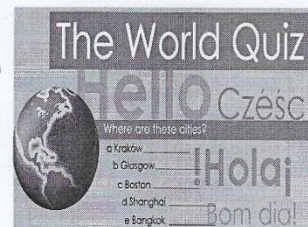




e) Complete the chart.

| Question             | Short answer   | Negative              |
|----------------------|----------------|-----------------------|
| Are you English?     | No, I'm not.   | I'm not English.      |
| Are they from Spain? | Yes, they are. | They are Spanish.     |
| Is she Portuguese?   | No, she isn't. | She isn't Portuguese. |
| Is he on business?   | Yes, he is.    | It is on business.    |

f) In pairs, do the quiz.



**SPEAKING**

Where are you from?

g) Ask other students.


Where are you from? I'm Italian. I'm from Venice.

In pairs, ask about the people and things in the pictures.

Where is it from? It is from Ireland.

Where are they from? They are from...

I don't know.



**LISTENING**

h) Listen and number the picture 1-4.



**LISTENING**

i) Listen again and complete the dialogues.

- A: Are you English?  
B: No, I'm Scottish. I'm from Edinburgh.
- A: Where are you from?  
B: We're from the US.  
A: Are you on holiday?  
B: No, we aren't. We're on business.
- A: Where's she from? Is she Spanish?  
B: No, she isn't. She's Argentinian. She's from Buenos Aires.
- A: Mmm, delicious. Is it German?  
B: No, it isn't. It's French.

