



**Nombre del alumno: Marleni
Elizabeth López Vázquez**

**Nombre del profesor: Jezabel Ivonne
Silvestre**

**Nombre del trabajo: HOW OLD IS
SHE?/ FAMILY**

Materia: Ingles 1

PASIÓN POR EDUCAR


Grado: 1° cuatrimestre

Grupo: A

Comitán de Domínguez Chiapas a 12 de septiembre de 2019

HOW OLD IS SHE?

LISTENING

a)  Listen and repeat.

13 thirteen

17 seventeen

14 fourteen

18 eighteen

15 fifteen

19 nineteen

16 sixteen


20 twenty

b) Match these words to the numbers.

thirty	ninety	seventy	forty
eighty	fifty	a hundred	sixty

30 thirty 60 sixty 90 ninety
40 forty 70 seventy 100 a hundred
50 fifty 80 eighty

LISTENING


c)  Listen to the numbers with -teen and -ty.

fourteen forty sixteen sixty eighteen eighty.

d) Write the numbers

21 twenty-one 24 twenty-four 27 twenty-seven
22 twenty-two 25 twenty-five 28 twenty-eight
23 ~~23~~ twenty-three 26 twenty-six 29 twenty-nine

LISTENING

e)  Listen and check. Where is the stress in these numbers?


ninety	fifty	thirteen
nineteen	seventy	fifteen

SPEAKING

f) Work in pairs. Say these numbers.


27 35 49 52 68 73 86 94

LISTENING

g)  Listen to five conversations. Fill in the gaps with the correct number.

- 1) The cat is 10.
- 2) The house is 100 years old.
- 3) The girl is 9.
- 4) The car is 21 years old.
- 5) The dog is 7.

LISTENING

h)  Read and listen. Then listen again and repeat.

21	twenty-one	25	twenty-five	29	twenty-nine	40	forty	80	eighty
22	twenty-two	26	twenty-six	30	thirty	50	fifty	90	ninety
23	twenty-three	27	twenty-seven	31	thirty-one	60	sixty	100	one hundred
24	twenty-four	28	twenty-eight	32	thirty-two	70	seventy	101	one hundred one

SPEAKING

i) Take turns saying a number from the chart. Your partner circles the number.

23	45	40	18	94	21	20	14
58	102	43	89	90	44	53	13
30	19	60	99	22	50	52	100
15	47	33	54	17	66	77	70
64	78	95	80	87	101	1	31

GRAMMAR

Verb to be: questions with "how old"

How old is	he?	(He`s nineteen years old.)
	she?	(She`s thirty-three.)
	your sister?	(She`s twenty)
How old are	they?	(They`re twenty-nine.)
	your parents?	(They`re fifty and fifty-two.)


How old are you?



j) complete the questions. Use "how old is" or "how old are".

1. How old are your sisters?
2. How old are Matt`s parents?
3. How old is your grandfather?
4. How old is Helen`s husband?
5. How old are her children?
6. How old is his son?

LISTENING

k)  Read and listen.

A: I have one brother and two sisters.
 B: Really? How old is your brother?
 A: Twenty.
 B: And your sisters?
 A: Eighteen and twenty-two.


SPEAKING

l) With a partner, personalize the conversation. Talk about your own family. Then change roles.

A: I have two brothers and one sister
 B: Really? How old are your brothers?
 A: nineteen and twenty-four
 B: And your sister?
 A: twenty-one

FAMILY

LISTENING


a)  Read and listen. Then listen again and repeat.















SPEAKING


b) Point to two people in the family. Describe their relationship. Example: "She`s his daughter".

LISTENING

c)  Listen to a man identify people in his family. Check the correct photo.

1			2			3		
	<input type="checkbox"/>	<input checked="" type="checkbox"/>		<input checked="" type="checkbox"/>	<input type="checkbox"/>		<input type="checkbox"/>	<input checked="" type="checkbox"/>
4			5			6		
	<input type="checkbox"/>	<input checked="" type="checkbox"/>		<input checked="" type="checkbox"/>	<input type="checkbox"/>		<input checked="" type="checkbox"/>	<input type="checkbox"/>

LISTENING

d)  Look at the photo. Read and listen to the Cooper family.



e) Choose the correct words.

- Nick is Fiona's son / husband.)
- Kevin is Nick's brother / son.)
- Fiona is Kevin's mother // daughter.
- Anne is Fiona's sister / daughter
- Nick is Anne's brother / father.)
- Anne is Kevin's mother / sister.)
- Nick and Fiona are Kevin and Anne's children // parents.)

WRITING




g) Make sentences about these people.

- Nick → Kevin Nick is Kevin's father.
- Fiona → Nick Fiona is Nick's wife
- Kevin → Fiona Kevin is Fiona's son
- Anne → Nick Anne is Nick's daughter
- Kevin → Anne Kevin is Ann's brother
- Anne and Kevin → Nick and Fiona Anne and Kevin are the children of Nick and Fiona.




h) Look at the photo. Sid and Mary are Kevin and Anne's grandparents. Then write the words in the table.



f) Work in pairs. Look again at the photo. Then complete the table with words in bold in 1-4.

 men/ boys	 women/girls	 both
father (<u>dad</u>)	<u>mother</u> (mum)	<u>parents</u>
<u>son</u>	daughter	<u>children</u> (singular: child)
husband	<u>wife</u>	
<u>brother</u>	sister	

grandparents grandson grandmother

	grandfather	<u>grandmother</u>
	<u>grandson</u>	granddaughter
	<u>grandparents</u>	grandchildren

GRAMMAR

Verb to be: questions with "who"

Who is he? (He`s my dad*) Who are they? (They`re my sisters.)

Who`s Louise? (She`s my mom*) Who are Nina and Jan? (They`re my daughters.)

* mom and dad = informal for mother and father

i) Write questions. Use "Who`s" or "Who are" and he, she, or they.

1. A: Who`s he _____ ?
B: He`s my grandfather.

4. A: Who are they _____ ?
B: They`re Pat`s grandparents.

2. A: Who is she _____ ?
B: She`s my mother.

5. A: Who is she _____ ?
B: She`s Ed`s wife.

3. A: Who is he _____ ?
B: He`s Mr. Fine`s grandson.

6. A: Who are they _____ ?
B: They`re my brother and sister.

Contractions

Who is Who`s

Be careful!

Who are NOT Who`re



SPEAKING

j) Ask and answer questions about the people in the two photos. For example:

A: Who`s Ellen?

B: She`s Natalie`s mother

A: Is Mia Ellen`s daughter?

B: No, she`s not. She`s her...

GRAMMAR

Verb "have" / "has": affirmative statements

I have a brother. He has three sisters.
 You have a brother. She has three sisters.
 We have a brother. They have a brother.
 They have a brother.



k) Complete the sentences. Use "have" or "has". Then complete the sentence about your own family.

1. Mark has two brothers.
2. Mrs. Stevens has five grandsons.
3. They have a granddaughter.
4. We have twelve grandchildren.
5. Carl and Anna have two children.
6. She has five sisters.
7. They have no brothers or sisters.
8. I have two brothers.

LISTENING

l) Read and listen. Then listen again and repeat.

Titles				
1. Mr.	<input checked="" type="checkbox"/>		<input checked="" type="checkbox"/>	
2. Mrs.				<input checked="" type="checkbox"/>
3. Miss		<input checked="" type="checkbox"/>		
4. Ms.		<input checked="" type="checkbox"/>		<input checked="" type="checkbox"/>



Mr. Brendan Hu Mrs. Lisa Hu

Be careful!

Mr. Brendan Hu OR Mr. Hu
 Mrs. Lisa Hu OR Mrs. Hu
 NOT ~~Mr. Brendan~~
 NOT ~~Mrs. Lisa~~

SPEAKING

m) Introduce yourself to a classmate. Use a title and your last name.

LISTENING

o) Listen. Circle the correct information.



- 1
- Mr. Craig Bryant
 - Mrs. first name last name
 - Miss first name last name
 - Ms. apellido



- 2
- Mr. Brenda Corsun
 - Mrs. first name last name
 - Miss first name last name
 - Ms.



- 3
- Mr. Damian Boo
 - Mrs. first name last name
 - Miss first name last name
 - Ms.



- 4
- Mr. Carrie Davison
 - Mrs. first name last name
 - Miss first name last name
 - Ms. Jaime Davison
 - first name last name



- 5
- Mr. Teresa Walder
 - Mrs. first name last name
 - Miss first name last name
 - Ms.



- 6
- Mr. Rita Bernal
 - Mrs. first name last name
 - Miss first name last name
 - Ms. Mauricio Escobar
 - first name last name