



**Nombre del alumno:** Alma Miratala Matías Velásquez

**Nombre del profesor:** Lic. Jezabel Ivonne Silvestre Montejo.

**Nombre del trabajo:** Tarea No. 1

**Materia:** Ingles

PASIÓN POR EDUCAR

**Grado:** 1er Cuatrimestre

Frontera Comalapa a 18 de septiembre de 2021

## NICE TO MEET YOU

### LISTENING

#### Hello!

a) <sup>1.1</sup> Look at the photo. Read and listen to conversation 1.

b) Fill in the gaps with I, my, you or your.

Sue: Hello, I'm name's Sue.

What's you name?

Mario: Hello, my name Mario.

Sue: Nice to meet you

Mario: You too.

c) Practice conversation 1 with four students. Use your name.

### LISTENING

d) <sup>1.2</sup> Read and listen to conversation 2.

e) Fill in the gaps with I, my, you or your.

Adam: Hi, Meg.

Meg: Hi, Adam. How are you?

Adam: I'm fine, thanks.

And you?

Meg: I'm OK, Thanks.

f) Practice conversation 2 with four students. Use your name.

### LISTENING

#### Introducing people

g) <sup>1.3</sup> Read and listen to conversation 3.


h) Practice conversation 3. Use your names.

### LISTENING

#### Goodbye!

i) <sup>1.4</sup> Read and listen to conversation 4.

j) Practice conversation 4. Use your names.



1 STEFAN: Hello, I'm Stefan.

What's your name?

Eemel: Hello, my name's Emel.

STEFAN: Nice to meet you.

Eemel: You, too.

2 TIM: Hi, Anita.

ANITA: Hi, Tim. How are you?

TIM: I'm fine, thanks. And you?

ANITA: I'm OK, thanks.



NINA: Polly, this is David.

POLLY: Hello, David. Nice to meet you.

DAVID: You, too.

LUCY: Goodbye, Miki.


MIKI: Bye, Lucy. See you soon.

LUCY: Yes, see you.

Good morning → 12:00  
 Good afternoon 12:00 - 6:00 p.m.  
 Good evening 6:00 p.m. →




**LISTENING**

k)  1.5 Listen and number the words.

- Goodbye.
- Bye.
- Goodnight.
- See you.
- See you on Saturday.
- See you tomorrow.

- 2
- 1
- 6
- 5
- 4
- 3



**LISTENING**

**Numbers 0-12**

l)  1.6 Listen and repeat.


- |         |           |
|---------|-----------|
| 0 zero  | 7 seven   |
| 1 one   | 8 eight   |
| 2 two   | 9 nine    |
| 3 three | 10 ten    |
| 4 four  | 11 eleven |
| 5 five  | 12 twelve |
| 6 six   |           |

m) Write the next number in words.

1. Two, four, six, eight.
2. Four, eight, twelve, sixteen.
3. One, TWO, three, four, five.
4. Twelve, eleven, ten, nine, eight.
5. Six, twelve, eighteen, twenty-four.


**LISTENING**

**Phone numbers**

n)  1.7 Read and listen to these questions and answers. Listen again and practice.



**LISTENING**

o)  1.8 Listen to three conversations. Write the phone numbers.

1. 01614960229
2. 07700900124
3. 01632443945

p) Work in pairs. Compare answers.



# WHAT IS YOUR NAME?

## LISTENING

### The alphabet

a) Listen and say the alphabet.

Aa Bb Cc Dd Ee Ff Gg  
 Hh Ii Jj Kk Ll Mm Nn  
 Oo Pp Qq Rr Ss Tt Uu  
 Vv Ww Xx Yy Zz\*

\* Pronunciation  
 (zed)  
 BrE = /zedz/  
 (zi)  
 AmE = /zi:z/

c) Listen. Circle the correct spelling.  
 Then spell each name aloud.

|   |           |           |           |
|---|-----------|-----------|-----------|
| 1 | Green     | Greene    | Grin      |
| 2 | Leigh     | Lee       | Li        |
| 3 | Katharine | Katherine | Catharine |

## LISTENING

e) Listen to the conversations.  
 Write the names.

- Sarah
- Cherie
- Browne

## LISTENING

b) Listen. Circle the letter you hear.

1. A K    4. U O    7. F X    10. J G    13. D G  
 2. B E    5. B Z    8. X S    11. L N    14. H K  
 3. M N    6. T C    9. Z V    12. K J    15. P E

d) Read 10 letters aloud to your partner.  
 Point to the letters you hear.

N M W No

J C I Y

F Q O E P D

H B S Z R K

V U L G

A T X

## GRAMMAR

### Proper nouns

The names of people and places are proper nouns. Use a capital letter to begin a proper noun. Example: Melanie Pepper, New Delhi, Nicaragua.

### Common nouns

Other nouns are common nouns. Use a lowercase letter to begin a common noun. Example: morning, doctor, student.

Capital letters:  
ABC  
Lowercase letters:  
abc

f) Circle the proper nouns. Underline the common nouns.

1. Mary Chase

2. letter

3. name

4. France

5. partners

6. alphabet

g) Check  the common nouns. Capitalize the proper nouns.

1. <sup>M</sup>marie

3. sarah browne

5. canada

2. partner

4. teacher

6. noun


### What is your first name?


h) Look at the photo. Match the teacher's questions 1-3 to the student's answers a-c.

1. What is your first name, please? *It is pablo*  
2. What is your last name? *Ortega*  
3. How do you spell that? *O-r-t-e-g-a*

- a. Ortega.  
b. O-r-t-e-g-a  
c. It is Pablo.

### LISTENING

i)  Listen and check your answers.



j) Choose a or b.

1. A: Hi, Erin.

B: Hello

- |                      |
|----------------------|
| a. Hello.            |
| b. What's your name? |

2. A: How do you spell your last name?

B: Cooper

- |                |
|----------------|
| a. Cooper      |
| b. C-O-O-P-E-R |

3. A: What's your name?

B: Lily

- |                      |
|----------------------|
| a. Lily.             |
| b. Nice to meet you. |

4. A: My name is Dylan Adams.

B: I'm Kyle Williams.

- |                        |
|------------------------|
| a. I don't understand. |
| b. I'm Kyle Williams.  |

5. A: Hello. I'm Paul

B: Nice to meet you

- |                           |
|---------------------------|
| a. Nice to meet you.      |
| b. Nice to meet you, too. |

6. A: What's your name?

B: Rose

- |             |
|-------------|
| a. Rose.    |
| b. R-O-S-E. |

## GRAMMAR

### Verb to be (singular)

#### AFFIRMATIVE (+)

|                    |                   |
|--------------------|-------------------|
| I'm (= I am)       | I'm British.      |
| you're (= you are) | You're a student. |
| he's (= he is)     | He's German.      |
| she's (= she is)   | She's Brazilian.  |
| it's (= it is)     | It's American.    |

We use it for a thing (a car, a book, etc.)  
Example: a German car, an English book.

#### NEGATIVE (-)

|                        |                       |
|------------------------|-----------------------|
| I'm not (= I am not)   | I'm not American.     |
| you aren't (= are not) | You aren't a teacher. |
| he isn't (= is not)    | He isn't from Berlin. |
| she isn't (= is not)   | She isn't Australian. |
| it isn't (= is not)    | It isn't a Mercedes.  |

TIPS: We can also say "you're not", "he's not",  
and "it's not".  
Example: you're not a teacher.

#### YES/NO QUESTIONS (?)

| YES/NO QUESTIONS (?) | SHORT ANSWER                     |
|----------------------|----------------------------------|
| Am I in this class?  | Yes, you are.<br>No, you aren't. |
| Are you from Russia? | Yes, I am.<br>No, I'm not.       |
| Is he a doctor?      | Yes, he is.<br>No, he isn't.     |
| Is she Italian?      | Yes, she is.<br>No, she isn't.   |
| Is it Japanese?      | Yes, it is.<br>No, it isn't.     |

TIPS: We can also say: "No, you're not". "No, he's not".  
"No, she's not" and "No, it's not".  
We can't say "Yes, you're", "Yes, I'm", "Yes, he's".



# WHERE ARE YOU FROM?

## Countries

a) Look at the map. Match these countries to 1-12.

Italy 7 Brazil 3 Russia 10 the USA 1 Germany 5 Egypt 9 Australia 12 Mexico 2 Turkey 8 the UK 4 China 11 Spain 6



b) Work in pairs. Look again at the map. Say a number. Your partner says the country. Example:

What's number 2? Mexico

## LISTENING

### Countries and nationalities

c) 1.14 Listen.

I'm from Italy I'm Italian

|                      |            |
|----------------------|------------|
| Italy <u>Italia</u>  | Italian    |
| Brazil <u>Brasil</u> | Brazilian  |
| Russia               | Russian    |
| the US <u>EEUS</u>   | American   |
| Germany              | German     |
| Egypt <u>egipto</u>  | Egyptian   |
| Australia            | Australian |
| Mexico               | Mexican    |
| Turkey               | Turkish    |
| the UK               | British    |
| Spain                | Spanish    |
| China                | Chinese    |
| Japan                | Japanese   |
| France               | French     |
| Colombia             | Colombian  |

## LISTENING

d) 1.15 Look at the photo of Stefan and Emel. Listen to the conversation and fill in the gaps.




EMEL: Where are you from?  
 STEFAN: I'm from \_\_\_\_\_. And you?  
 EMEL: I'm from \_\_\_\_\_.

e) Complete the chart.

| Question              | Short answer              | Negative                     |
|-----------------------|---------------------------|------------------------------|
| Speak you English?    | No, I don't like          | I liked English.             |
| Are they from Spain?  | Yes, they are from Spain. | I don't like Spain           |
| Is she Portuguese?    | No, she's not there       | She looks Portuguese.        |
| He works on business? | Yes, he is working        | He used to not like business |

f) In pairs, do the quiz.



**SPEAKING**

Where are you from?

g) Ask other students.

Where are you from?

I'm Italian. I'm from Venice.

In pairs, ask about the people and things in the pictures.


Where is it from?

It is from Ireland.

Where are they from?

They are from...

I don't know.



**LISTENING**

h) Listen and number the picture 1-4.



**LISTENING**

i) Listen again and complete the dialogues.

- A: Are you English?  
B: No, I'm Scotings. I'm from Edinburgh.
- A: Where are you from?  
B: We're from United States  
A: Are you on holiday?  
B: No, we aren't. We're on business.
- A: Where's she from? Is she Spain?  
B: No, she isn't. She's Argentina. She's from Buenos Aires.
- A: Mmm, delicious. Is it German?  
B: No, it isn't. It's French.