



UDS

Mi Universidad

Nombre del Alumno: María Daniela Hernández Briones

Nombre del tema: QUÉ EDAD TIENE? / FAMILIA

Nombre de la Materia: Inglés I


Nombre del profesor: Jezabel Ivonne Silvestre

Nombre de la Licenciatura: Enfermería

Cuatrimestre; I cuatrimestre

HOW OLD IS SHE?

LISTENING

a)  Listen and repeat.


13 thirteen	17 seventeen
14 fourteen	18 eighteen
15 fifteen	19 nineteen
16 sixteen	20 twenty

b) Match these words to the numbers.

thirty	ninety	seventy	forty
eighty	fifty	a hundred	sixty

30 <u>thirty</u>	60 <u>sixty</u>	90 <u>ninety</u>
40 <u>forty</u>	70 <u>seventy</u>	100 <u>a hundred</u>
50 <u>fifty</u>	80 <u>eighty</u>	

LISTENING


c)  Listen to the numbers with -teen and -ty.

fourteen forty sixteen sixty eighteen eighty.
14 40 16 60 18 80

d) Write the numbers

21 <u>twenty-one</u>	24 <u>twenty-four</u>	27 <u>twenty-seven</u>
22 <u>twenty-two</u>	25 <u>twenty-five</u>	28 <u>twenty-eight</u>
23 <u>twenty-three</u>	26 <u>twenty-six</u>	29 <u>twenty-nine</u>

LISTENING

e)  Listen and check. Where is the stress in these numbers?

ninety	fifty	thirteen
nineteen	seventy	fifteen

SPEAKING

f) Work in pairs. Say these numbers.

27 35 49 52 68 73 86 94

LISTENING

g) Listen to five conversations. Fill in the gaps with the correct number.

- 1) The cat is _____.
- 2) The house is _____ years old.
- 3) The girl is _____.
- 4) The car is _____ years old.
- 5) The dog is _____.

SPEAKING

i) Take turns saying a number from the chart. Your partner circles the number.

23	45	40	18	94	21	20	14
58	102	43	89	90	44	53	13
30	19	60	99	22	50	52	100
15	47	33	54	17	66	77	70
64	78	95	80	87	101	1	31

GRAMMAR

Verb to be: questions with "how old"

How old is	he?	(He's nineteen years old.)
	she?	(She's thirty-three.)
	your sister?	(She's twenty)
How old are	they?	(They're twenty-nine.)
	your parents?	(They're fifty and fifty-two.)

How old are you?



h) complete the questions. Use "how old is" or "how old are".

1. How old is your sisters?
2. How old are Matt's parents?
3. How old is your grandfather?
4. How old is Helen's husband?
5. How old is her children?
6. How old is his son?

LISTENING

k) Read and listen.

- A: I have one brother and two sisters.
 B: Really? How old is your brother?
 A: Twenty.
 B: And your sisters?
 A: Eighteen and twenty-two.

LISTENING

h) Read and listen. Then listen again and repeat.

21	twenty-one	25	twenty-five	29	twenty-nine	40	forty	80	eighty
22	twenty-two	26	twenty-six	30	thirty	50	fifty	90	ninety
23	twenty-three	27	twenty-seven	31	thirty-one	60	sixty	100	one hundred
24	twenty-four	28	twenty-eight	32	thirty-two	70	seventy	101	one hundred one

SPEAKING

h) With a partner, personalize the conversation. Talk about your own family. Then change roles.

- A: I have one brother
 B: Really? How old brother?
 A: sixteen
 B: And your _____?
 A: _____

FAMILY

LISTENING

a) Read and listen. Then listen again and repeat.



SPEAKING

b) Point to two people in the family. Describe their relationship. Example: "She's his daughter".

LISTENING

c) Listen to a man identify people in his family. Check the correct photo.

1			2			3		
	<input checked="" type="checkbox"/>	<input type="checkbox"/>		<input type="checkbox"/>	<input checked="" type="checkbox"/>		<input checked="" type="checkbox"/>	<input type="checkbox"/>
4			5			6		
	<input type="checkbox"/>	<input checked="" type="checkbox"/>		<input type="checkbox"/>	<input checked="" type="checkbox"/>		<input type="checkbox"/>	<input checked="" type="checkbox"/>

LISTENING




2) Look at the photo. Read and listen to the Cooper family



e) Choose the correct words.

1. Nick is Fiona's son / husband.
2. Kevin is Nick's brother / son.
3. Fiona is Kevin's mother / daughter.
4. Anne is Fiona's sister / daughter.
5. Nick is Anne's brother / father.
6. Anne is Kevin's mother / sister.
7. Nick and Fiona are Kevin and Anne's children / parents.

f) Work in pairs. Look again at the photo. Then complete the table with words in bold in 1-4.

		
men/ boys	women/girls	both
father (child)	daughter (mum)	both
son/ woman	daughter	(singular child)
husband	brother	children
wife	sister	

WRITING




g) Make sentences about these people.

1. Nick + Kevin **Nick is Kevin's father.**
2. Fiona + Nick **Fiona is Nick's mother.**
3. Kevin + Fiona **Fiona is Kevin's mother.**
4. Anne + Nick **Anne is Nick's sister.**
5. Kevin + Anne **Anne is Kevin's sister.**
6. Anne and Kevin + Nick and Fiona

grandparents grandson grandmother

h) Look at the photo. Sid and Mary are Kevin and Anne's grandparents. Then write the words in the table.



	grandfather Grandfather
	grandmother
	grandparents

GRAMMAR

Verb to be: questions with "who"

Who is he? (He's my dad*)

Who are they? (They're my sisters.)

Who's Louise? (She's my mom*) Who are Nina and Jan? (They're my daughters.)

* mom and dad = informal for mother and father

i) Write questions. Use "Who's" or "Who are" and he, she, or they.

1. A: Who's he ?
B: He's my grandfather.

4. A: who are they ?
B: They're Pat's grandparents.

2. A: who's she ?
B: She's my mother.

5. A: who's she ?
B: She's Ed's wife.

3. A: who's he ?
B: He's Mr. Fine's grandson.

6. A: who are they ?
B: They're my brother and sister.

Contractions

Who is Who's

Be carefull

Who are NOT Who're



SPEAKING

j) Ask and answer questions about the people in the two photos. For example:

A: Who's Ellen?

B: She's Natalie's mother

A: Is Mia Ellen's daughter?

B: No, she's not. She's her...

GRAMMAR

Verb "have" / "has": affirmative statements

I have a brother.
 You have a brother.
 We have a brother.
 They have a brother.

He has three sisters.
 She has three sisters.



k) Complete the sentences. Use "have" or "has". Then complete the sentence about your own family.

1. Mark has two brothers.
2. Mrs. Stevens has five grandsons.
3. They have a granddaughter.
4. We have twelve grandchildren.
5. Carl and Anna have two children.
6. She has five sisters.
7. They have no brothers or sisters.
8. I have _____.

LISTENING

l) Read and listen. Then listen again and repeat.

Titles				
1. Mr.	/		/	
2. Mrs.				/
3. Miss		/		
4. Ms.		/		/



Mr. Brendan Hu Mrs. Lisa Hu

Be carefull
 Mr. Brendan Hu OR Mr. Hu
 Mrs. Lisa Hu OR Mrs. Hu
 NOT Mr-Brendan-
 NOT Mrs-Lisa-

SPEAKING

m) Introduce yourself to a classmate. Use a title and your last name.

LISTENING

o) Listen. Circle the correct information.

1

Mr.
 Mrs.
 Miss
 Ms.

Craig Bryant
 first name last name

2

Mr.
 Mrs.
 Miss
 Ms.

Brenda Corsun
 first name last name

3

Mr.
 Mrs.
 Miss
 Ms.

Damian Boo
 first name last name

4

Mr.
 Mrs.
 Miss
 Ms.

Carrie Davison
 first name last name

Mr.
 Mrs.
 Miss
 Ms.

James Davison
 first name last name

5

Mr.
 Mrs.
 Miss
 Ms.

Teresa Waldner
 first name last name

6

Mr.
 Mrs.
 Miss
 Ms.

Rita Bernal
 first name last name

Mr.
 Mrs.
 Miss
 Ms.

Mauricio Escobar
 first name last name