



Nombre del alumno: Esmeralda Jaqueline
Rodríguez Muñoz

Nombre del profesor: Jezabel Ivonne Silvestre

Nombre del trabajo: NICE TO MEET YOU/
WHAT IS YOUR NAME?/
WHERE ARE YOU FROM?

Materia: Inglés I

PASIÓN POR EDUCAR

Grado: 1er Cuatrimestre

Grupo: "A"

NICE TO MEET YOU

LISTENING

Hello!

a) ^{1.1} Look at the photo. Read and listen to conversation 1.

b) Fill in the gaps with I, my, you or your.

Sue: Hello, I'm name's Sue.

What's your name?

Mario: Hello, I 'm Mario.

Sue: Nice to meet you.

Mario: You too.

c) Practice conversation 1 with four students. Use your name.

LISTENING

d) ^{1.2} Read and listen to conversation 2.

e) Fill in the gaps with I, my, you or your.

Adam: Hi, Meg.

Meg: Hi, Adam. How are you?

Adam: I 'm fine, thanks.

And you?

Meg: I 'm OK, Thanks.

f) Practice conversation 2 with four students. Use your name.

LISTENING

Introducing people

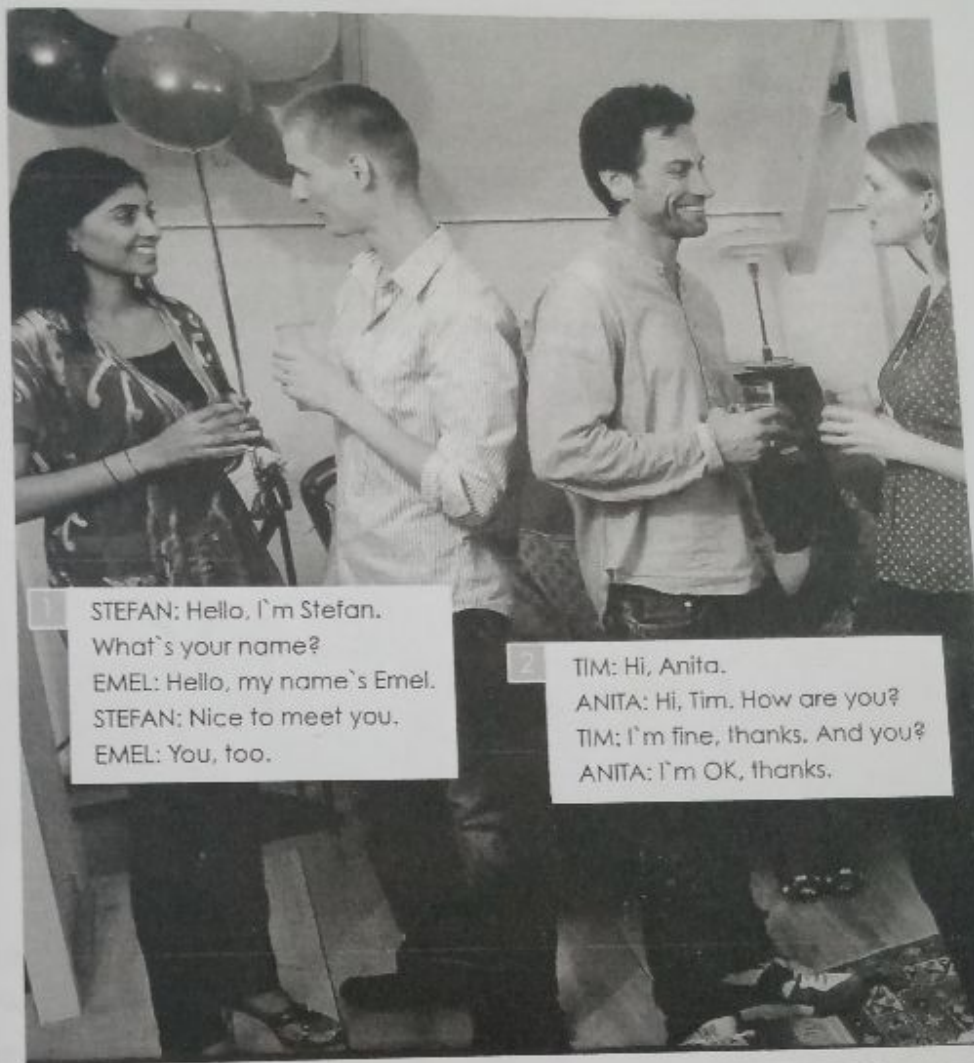
g) ^{1.3} Read and listen to conversation 3.

h) Practice conversation 3. Use your names.

LISTENING

Goodbye!

i) ^{1.4} Read and listen to conversation 4.



1 STEFAN: Hello, I'm Stefan.

What's your name?

EMEL: Hello, my name's Emel.

STEFAN: Nice to meet you.

EMEL: You, too.

2 TIM: Hi, Anita.

ANITA: Hi, Tim. How are you?

TIM: I'm fine, thanks. And you?

ANITA: I'm OK, thanks.



NINA: Polly, this is David.

POLLY: Hello, David. Nice to meet you.

DAVID: You, too.

LUCY: Goodbye, Miki.


MIKI: Bye, Lucy. See you soon.

LUCY: Yes, see you.

Good morning → 12:00
 Good afternoon 12:00 - 6:00 p.m.
 Good evening 6:00 p.m. →



LISTENING

k)  Listen and number the words.

Goodbye.

Bye.


Goodnight.

See you.

See you on Saturday.


See you tomorrow.

- 2
- 1
- 6
- 5
- 4
- 3



LISTENING

Numbers 0-12

l)  Listen and repeat.


0 zero	7 seven
1 one	8 eight
2 two	9 nine
3 three	10 ten
4 four	11 eleven
5 five	12 twelve
6 six	


m) Write the next number in words.

- Two, four, six, eight.
- Four, eight, twelve, sixteen.
- One, two, three, four, five.
- Twelve, eleven, ten, nine, eight.
- Six, twelve, eighteen, twenty-four.

LISTENING

Phone numbers


n)  Read and listen to these questions and answers. Listen again and practice.



What's your mobile number?
It's 07954 544768

What's your home number?
It's 020 7622 3479

LISTENING

o)  Listen to three conversations. Write the phone numbers.

- 01614 960229
- 02720 920124
- 01632 203945

p) Work in pairs. Compare answers.



capturada en moto g⁺ play
yaquelin ❤️

WHAT IS YOUR NAME?

LISTENING

The alphabet

a) Listen and say the alphabet.

Aa Bb Cc Dd Ee Ff Gg
 Hh Ii Jj Kk Ll Mm Nn
 Oo Pp Qq Rr Ss Tt Uu
 Vv Ww Xx Yy Zz*

*** Pronunciation**

(zed)
 BrE = /zedz/
 (zi)
 AmE = /zi:z/

LISTENING

b) Listen. Circle the letter you hear.

1. A K U O 4. U O F X 7. F X 10. J G 13. D G
2. B E 5. B Z 8. X S 11. L N 14. P K
3. M N 6. T C 9. Z V 12. K J 15. P E

c) Listen. Circle the correct spelling. Then spell each name aloud.

1	<input checked="" type="checkbox"/> Green	Greene	Grin
2	Leigh	<input checked="" type="checkbox"/> Lee	Li
3	Katharine	Katherine	<input checked="" type="checkbox"/> Catharine

LISTENING

e) Listen to the conversations. Write the names.

1. Shara
2. Cheric
3. Browne

d) Read 10 letters aloud to your partner. Point to the letters you hear.

N M W

J	C	I	Y		
F	Q	O	E	P	D
H	B	S	Z	R	K
V	U	L	G		
A	T	X			



GRAMMAR

Proper nouns

The names of people and places are proper nouns. Use a capital letter to begin a proper noun. Example: Melanie Pepper, New Delhi, Nicaragua.

Capital letters:
ABC
Lowercase letters:
abc

Common nouns

Other nouns are common nouns. Use a lowercase letter to begin a common noun. Example: morning, doctor, student.

f) Circle the proper nouns. Underline the common nouns.

1. Mary Chase

3. name

5. partners

2. letter

4. France

6. alphabet

g) Check the common nouns. Capitalize the proper nouns.

1. ^MMarie

3. ^Ssarah ^Bbrowne

5. ^Ccanada

2. partner

4. teacher

6. noun

What is your first name?

h) Look at the photo. Match the teacher's questions 1-3 to the student's answers a-c.

1. What is your first name, please? = c: It is Pablo.

2. What is your last name? = a: Ortega.


3. How do you spell that? = b: O-r-t-e-g-a.


a. Ortega.

b. O-r-t-e-g-a

c. It is Pablo.

LISTENING

i)  Listen and check your answers.





j) Choose a or b.

1. A: Hi, Erin.

B: a. Hello.

- a. Hello.
- b. What's your name?

2. A: How do you spell your last name?

B: b. C-O-O-P-E-R

- a. Cooper
- b. C-O-O-P-E-R

3. A: What's your name?

B: a. Lily

- a. Lily.
- b. Nice to meet you.

4. A: My name is Dylan Adams.

B: b. I'm Erik Williams.

- a. I don't understand.
- b. I'm Kyle Williams.

5. A: Hello. I'm Paul

B: a. Nice to meet you.

- a. Nice to meet you.
- b. Nice to meet you, too.

6. A: What's your name?

B: a. Rose.

- a. Rose.
- b. R-O-S-E.

GRAMMAR

Verb to be (singular)

AFFIRMATIVE (+)

I'm British.

NEGATIVE (-)

I'm not (= I am not)

I'm not A

aren't (= are not)

You aren't

WHERE ARE YOU FROM?

Countries

a) Look at the map. Match these countries to 1-12.

- Italy 7 Brazil 3 Russia 10 the USA 1 Germany 5 Egypt 4 Australia 12 Mexico 2 Turkey 8 the UK 6 China 11 Spain 9



b) Work in pairs. Look again at the map. Say a number. Your partner says the country. Example:

What's number 2?

Mexico

LISTENING

d) 1.15 Look at the photo of Stefan and Emel. Listen to the conversation and fill in the gaps.

LISTENING

Countries and nationalities


c) 1.14 Listen.

I'm from Italy

I'm Italian

- Italy
- Brazil
- Russia
- the US
- Germany
- Egypt
- Australia
- Mexico
- Turkey
- the UK
- China
- Japan

- Italian
- Brazilian
- Russian
- American
- German
- Egyptian
- Australian
- Mexican
- Turkish
- British
- Spanish
- Chinese
- Japanese



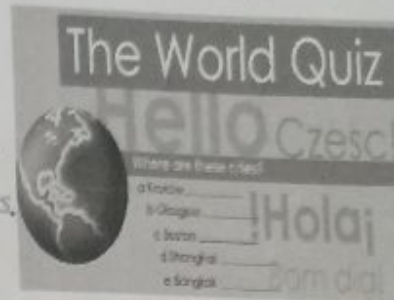
EMEL: Where are you from?
 STEFAN: I'm from Russia. And you?
 EMEL: I'm from Turkey.

capturada en moto g^a play
 yaquelin

e) Complete the chart.

Question	Short answer	Negative
Are you English?	No, I am <u>not</u>	I am <u>not</u> English.
Are they from Spain?	Yes, they <u>are</u> .	They <u>aren't</u> from Spain.
Is she Portuguese?	No, she <u>isn't</u> .	She <u>isn't</u> Portuguese.
Is he on business?	Yes, he <u>is</u> .	He <u>isn't</u> on business.

f) In pairs, do the quiz.



SPEAKING

Where are you from?


g) Ask other students.

Where are you from? I'm Italian. I'm from Venice.

In pairs, ask about the people and things in the pictures.

Where is it from? It is from Ireland.
Where are they from? They are from...

I don't know.



LISTENING

h) Listen and number the picture 1-4.



LISTENING

i) Listen again and complete the dialogues.

1. A: Are you English?
B: No, I'm Scottish. I'm from Edinburgh.

2. A: Where are you from?
B: We're from United States.
A: Are you on holiday?
B: No, we aren't. We're on business.

3. A: Where's she from? Is she Spanish?
B: No, she isn't. She's Argentinian. She's from Buenos Aires.

4. A: Mmm, delicious. Is it German?
B: No, it isn't. It's French.



capturada en moto g⁸ play
yaquelin