



**Nombre del alumno: Brayant Alexander Martínez Pérez**

**Nombre del profesor: Lic. Jezabel Ivonne Silvestre Montejo**

**Nombre del trabajo: nice to meet you/ what your name?/where are you from?**

**Materia: Ingles 1**

**Grado: 1**

**Grupo: Enfermería**

Frontera Comalapa Chiapas a 17 de septiembre de 2021.

## NICE TO MEET YOU

### LISTENING

Hello!

a) Look at the photo. Read and listen to conversation 1.

b) Fill in the gaps with I, my, you or your.

Sue: Hello. My name's Sue.  
What's your name?

Maria: Hello. I'm Maria.

Sue: Nice to meet you.

Maria: You, too.

c) Practice conversation 1 with four students. Use your name.

### LISTENING

d) Read and listen to conversation 2.

e) Fill in the gaps with I, my, you or your.

Adam: Hi, Meg.

Meg: Hi, Adam. How are you?

Adam: I'm fine, thanks.

And you?

Meg: I'm OK. Thanks.

f) Practice conversation 2 with four students. Use your name.

### LISTENING

Introducing people

g) Read and listen to conversation 3.

h) Practice conversation 3. Use your names.

### LISTENING

Goodbye!

i) Read and listen to conversation 4.

j) Practice conversation 4. Use your names.



STEFAN: Hello. I'm Stefan.  
What's your name?  
EMEL: Hello, my name's Emel.  
STEFAN: Nice to meet you.  
EMEL: You, too.

TIM: Hi, Anita.  
ANITA: Hi, Tim. How are you?  
TIM: I'm fine, thanks. And you?  
ANITA: I'm OK, thanks.



NINA: Polly, this is David.  
POLLY: Hello, David. Nice to meet you.  
DAVID: You, too.

LUCY: Goodbye, Mik.  
MIK: Bye, Lucy. See you soon.  
LUCY: Yes, see you.

Good morning --- 12:00  
Good afternoon 12:00 - 6:00 p.m.  
Good evening 6:00 p.m. ---



### LISTENING

k) Listen and number the words.

- Goodbye.
- Bye.
- Goodnight.
- See you.
- See you on Saturday.
- See you tomorrow.

- 2
- 1
- 6
- 5
- 4
- 3



### LISTENING

Numbers 0-12

l) Listen and repeat.

- |         |           |
|---------|-----------|
| 0 zero  | 7 seven   |
| 1 one   | 8 eight   |
| 2 two   | 9 nine    |
| 3 three | 10 ten    |
| 4 four  | 11 eleven |
| 5 five  | 12 twelve |
| 6 six   |           |

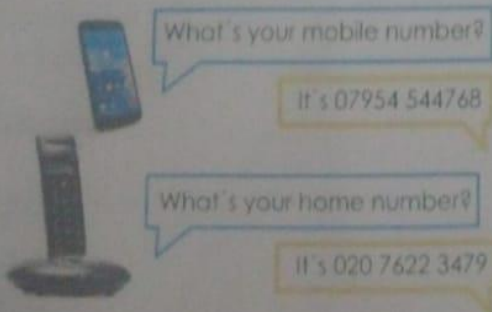
m) Write the next number in words.

1. Two, four, six, Eight
2. Four, Eight, twelve, sixteen.
3. One, two, three, four, five.
4. Twelve, eleven, ten, nine, \_\_\_\_\_
5. Six, twelve, eighteen, twenty-four.

### LISTENING

Phone numbers

n) Read and listen to these questions and answers. Listen again and practice.



### LISTENING

o) Listen to three conversations. Write the phone numbers.

1. It's 963 5-65 9339
2. It's 963 343-05-94
3. It's 963 674-74-55

p) Work in pairs. Compare answers.

## GRAMMAR

### Proper nouns

The names of people and places are proper nouns. Use a capital letter to begin a proper noun. Example: Melanie Pepper, New Delhi, Nicaragua.

### Common nouns

Other nouns are common nouns. Use a lowercase letter to begin a common noun. Example: morning, doctor, student.

Capital letters:  
ABC  
Lowercase letters:  
abc

f) Circle the proper nouns. Underline the common nouns.

1. Mary Chase

2. letter

3. name

4. France

5. partners

6. alphabet

g) Check  the common nouns. Capitalize the proper nouns.

1. Marie

3. Sarah Browne

5. Canada

2. partner

4. teacher

6. noun

### What is your first name?

h) Look at the photo. Match the teacher's questions 1-3 to the student's answers a-c.

1. What is your first name, please?

2. What is your last name?


3. How do you spell that?

a. Ortega.

b. O-r-t-e-g-a

c. It is Pablo.

## LISTENING

i)  Listen and check your answers.



)) Choose a or b.

1. A: Hi, Erin.

B: What's your name

- a. Hello.  
b. What's your name?

2. A: How do you spell your last name?

B: C-O-O-P-E-R

- a. Cooper  
b. C-O-O-P-E-R

3. A: What's your name?

B: Lily

- a. Lily.  
b. Nice to meet you.

4. A: My name is Dylan Adams.

B: I don't understand

- a. I don't understand.  
b. I'm Kyle Williams.

5. A: Hello. I'm Paul

B: Nice to meet yo

- a. Nice to meet you.  
b. Nice to meet you, too.

6. A: What's your name?

B: Rose

- a. Rose.  
b. R-O-S-E.

## GRAMMAR

### Verb to be (singular)

#### AFFIRMATIVE (+)

I'm (= I am)	I'm British.
you're (= you are)	You're a student.
he's (= he is)	He's German.
she's (= she is)	She's Brazilian.
it's (= it is)	It's American.

We use it for a thing (a car, a book, etc.)  
Example: a German car, an English book.

#### NEGATIVE (-)

I'm not (= I am not)	I'm not American.
you aren't (= are not)	You aren't a teacher.
he isn't (= is not)	He isn't from Berlin.
she isn't (= is not)	She isn't Australian.
it isn't (= is not)	It isn't a Mercedes.

TIPS: We can also say "you're not", "he's not" and "it's not".  
Example: you're not a teacher.

#### YES/NO QUESTIONS (?)

Am I in this class?
Are you from Russia?
Is he a doctor?
Is she Italian?
Is it Japanese?

#### SHORT ANSWER

Yes, you are. No, you aren't.
Yes, I am. No, I'm not.
Yes, he is. No, he isn't.
Yes, she is. No, she isn't.
Yes, it is. No, it isn't.

TIPS: We can also say "No, you're not", "No, he's not", "No, she's not" and "No, it's not".  
We can't say "Yes-you're", "Yes-I'm", "Yes-he's".



## WHERE ARE YOU FROM?

### Countries

a) Look at the map. Match these countries to 1-12.

Italy 7 Brazil 3 Russia 10 the USA 1 Germany 5 Egypt 9 Australia 12 Mexico 2 Turkey 8 the UK 4 China 11 Spain 6



b) Work in pairs. Look again at the map. Say a number. Your partner says the country. Example:

What's number 2?

Mexico

### LISTENING

#### Countries and nationalities

c) Listen.

I'm from Italy

Italy  
Brazil  
Russia  
the US  
Germany  
Egypt  
Australia  
Mexico  
Turkey  
the UK  
Spain  
China  
Japan  
France  
Colombia

I'm Italian

Italian  
Brazilian  
Russian  
American  
German  
Egyptian  
Australian  
Mexican  
Turkish  
British  
Spanish  
Chinese  
Japanese  
French  
Colombian

### LISTENING

d) Look at the photo of Stefan and Emel. Listen to the conversation and fill in the gaps.




EMEL: Where are you from?  
STEFAN: I'm from Russian. And you?  
EMEL: I'm from Turkey.

e) Complete the chart.

Question	Short answer	Negative
Are you English?	No, I'm not.	I'm not English.
Are they from Spain?	Yes, they are.	They aren't.
Is she Portuguese?	No, she is.	She isn't Portuguese.
Is he on business?	Yes, he is.	He isn't.

f) In pairs, do the quiz.



**SPEAKING**

Where are you from?


g) Ask other students.

Where are you from? I'm Italian. I'm from Venice.

In pairs, ask about the people and things in the pictures.

Where is it from? It is from Ireland.  
Where are they from? They are from...

I don't know.



**LISTENING**

h) Listen and number the picture 1-4.



**LISTENING**

i) Listen again and complete the dialogues.

1. A: Are you English?  
B: No, I'm Scottish. I'm from Edinburgh.

2. A: Where are you from?  
B: We're from United State.  
A: Are you on holiday?  
B: No, we aren't. We're on business.

3. A: Where's she from? Is she is Spanish?  
B: No, she isn't. She's isn't. She's from Buenos Aires.

4. A: Mmm, delicious. Is it German?  
B: No, it isn't. It's French.